

COSTCO WHOLESALE CORP. FUTURE (COSF) - EUX/C10

2024/07/26 18:35:05

Price
852.314 USD

Difference  **-1.11% (-9.57)**

General attributes

Symbol	COSFC10
Exchange	Eurex
Currency	USD
Security type	Future
Underlying	COSTCO WHOLESALE
Maturity	05-2025
Contract size	100

Market data

Bid (Bid size)	- USD (-)
Ask (Ask size)	- USD (-)
Open	852.314 USD
High	852.314 USD
Low	852.314 USD
Close (prev. day)	861.887 USD
Underlying	COSTCO WHOLESALE
Underlying price (date)	817.60 (24/07/26)
Settlement price (date)	852.31 (24/07/26)
Open Interest	0

Performance and Risk

	6m	1Y	3Y
Perf (%)	+20.40%	+44.99%	-
Perf (abs.)	+144.43	+264.48	-
Beta	-	-	-
Volatility	31.47	23.49	-

Futures and Options

Related Futures	-
Related Options	-












Information about previous performance does not guarantee future performance.
Source: FactSet

Price data

Ø price 5 days Ø volume 5 days (pcs.)	868.383 USD (0)
Ø price 30 days Ø volume 30 days (pcs.)	880.567 USD (0)
Ø price 100 days Ø volume 100 days (pcs.)	791.079 USD (0)
Ø price 250 days Ø volume 250 days (pcs.)	681.271 USD (0)
YTD High date	905.518 USD (2024/06/18)
YTD Low date	669.820 USD (2024/01/04)
52 Weeks High date	905.518 USD (2024/06/18)
52 Weeks Low date	556.750 USD (2023/08/25)

Recent Research

on sector		on market	
Date		Headline	Download
2024/07/24		Global Equity Ratings	
2024/07/12		Global Equity Ratings	
2024/06/21		Global Equity Ratings	
2024/06/14		Global Equity Ratings	
2024/05/29		Global Equity Ratings	