

COSTCO WHOLESALE CORP. FUTURE (COSF) - EUX/C10

2024/05/06 18:29:31

Price
778.877 USDDifference  1.27% (9.75)

General attributes

Symbol	COSFC10
Exchange	Eurex
Currency	USD
Security type	Future
Underlying	COSTCO WHOLESALE CORP
Maturity	02-2025
Contract size	100

Market data

Bid (Bid size)	- USD (-)
Ask (Ask size)	- USD (-)
Open	778.877 USD
High	778.877 USD
Low	778.877 USD
Close (prev. day)	769.1263 USD
Underlying	COSTCO WHOLESALE CORP
Underlying price (date)	758.7874 (24/05/07)
Settlement price (date)	778.88 (24/05/06)
Open Interest	0

Performance and Risk

	6m	1Y	3Y
Perf (%)	+31.74%	+51.39%	-
Perf (abs.)	+187.64	+264.38	-
Beta	-	-	-
Volatility	20.29	17.66	-

Futures and Options

Related Futures	-
Related Options	-

5Y












Information about previous performance does not guarantee future performance.
Source: FactSet

Price data

Ø price 5 days Ø volume 5 days (pcs.)	761.235 USD (0)
Ø price 30 days Ø volume 30 days (pcs.)	751.722 USD (0)
Ø price 100 days Ø volume 100 days (pcs.)	734.489 USD (0)
Ø price 250 days Ø volume 250 days (pcs.)	637.066 USD (0)
YTD High date	812.174 USD (2024/03/07)
YTD Low date	669.820 USD (2024/01/04)
52 Weeks High date	812.174 USD (2024/03/07)
52 Weeks Low date	499.965 USD (2023/05/24)

Recent Research

on sector		on market	
Date		Headline	Download
2024/04/26		Global Equity Ratings	
2024/04/03		Global Equity Ratings	
2024/03/13		Global Equity Ratings	
2024/02/22		Global Equity Ratings	
2024/02/14		Global Equity Ratings	