

COSTCO WHOLESALE CORP. FUTURE (COSF) - EUX/C10

2024/04/25 18:46:36

Price
749.0964 USDDifference  -0.37% (-2.77)

General attributes

Symbol	COSFC10
Exchange	Eurex
Currency	USD
Security type	Future
Underlying	COSTCO WHOLESALE CORP
Maturity	02-2025
Contract size	100

Market data

Bid (Bid size)	- USD (-)
Ask (Ask size)	- USD (-)
Open	749.0964 USD
High	749.0964 USD
Low	749.0964 USD
Close (prev. day)	751.8656 USD
Underlying	COSTCO WHOLESALE CORP
Underlying price (date)	724.00 (24/04/25)
Settlement price (date)	749.10 (24/04/25)
Open Interest	0

Performance and Risk

	6m	1Y	3Y
Perf (%)	+30.85%	+43.06%	-
Perf (abs.)	+177.28	+226.32	-
Beta	-	-	-
Volatility	20.07	17.90	-

Futures and Options

Related Futures	-
Related Options	-











5Y

Information about previous performance does not guarantee future performance.
Source: FactSet

Price data

Ø price 5 days Ø volume 5 days (pcs.)	742.5171 USD (0)
Ø price 30 days Ø volume 30 days (pcs.)	752.2606 USD (0)
Ø price 100 days Ø volume 100 days (pcs.)	725.1212 USD (0)
Ø price 250 days Ø volume 250 days (pcs.)	630.2427 USD (0)
YTD High date	812.1739 USD (2024/03/07)
YTD Low date	669.8204 USD (2024/01/04)
52 Weeks High date	812.1739 USD (2024/03/07)
52 Weeks Low date	499.9647 USD (2023/05/24)

Recent Research

on sector		on market	
Date		Headline	Download
2024/04/03		Global Equity Ratings	
2024/03/13		Global Equity Ratings	
2024/02/22		Global Equity Ratings	
2024/02/14		Global Equity Ratings	
2024/01/23		Global Equity Ratings	