

COSTCO WHOLESALE CORP. FUTURE (COSF) - EUX/C10

2023/10/03 19:02:44

Price
589.7868 USDDifference  -0.56% (-3.30)

General attributes

Symbol	COSFC10
Exchange	Eurex
Currency	USD
Security type	Future
Underlying	COSTCO WHOLESALE CORP
Maturity	07-2024
Contract size	100

Market data

Bid (Bid size)	- USD (-)
Ask (Ask size)	- USD (-)
Open	589.7868 USD
High	589.7868 USD
Low	589.7868 USD
Close (prev. day)	593.088 USD
Underlying	COSTCO WHOLESALE CORP
Underlying price (date)	565.04 (23/10/03)
Settlement price (date)	589.79 (23/10/03)
Open Interest	0

Performance and Risk

	6m	1Y	3Y
Perf (%)	+15.04%	-	-
Perf (abs.)	+77.52	-	-
Beta	-	-	-
Volatility	15.28	17.68	17.68

Futures and Options

Related Futures	-
Related Options	-












5Y

Information about previous performance does not guarantee future performance.
Source: FactSet

Price data

Ø price 5 days Ø volume 5 days (pcs.)	587.9349 USD (0)
Ø price 30 days Ø volume 30 days (pcs.)	575.6565 USD (0)
Ø price 100 days Ø volume 100 days (pcs.)	560.3219 USD (0)
Ø price 250 days Ø volume 250 days (pcs.)	- USD (0)
YTD High date	593.7241 USD (2023/09/28)
YTD Low date	483.8661 USD (2023/01/19)
52 Weeks High date	593.7241 USD (2023/09/28)
52 Weeks Low date	483.8661 USD (2023/01/19)

Recent Research

on sector		on market	
Date		Headline	Download
2023/09/29		Global Equity Ratings	
2023/09/08		Global Equity Ratings	
2023/08/22		Global Equity Ratings	
2023/08/17		Global Equity Ratings	
2023/08/09		Global Equity Ratings	