

## COSTCO WHOLESALE CORP. FUTURE (COSF) - EUX/C10

2023/06/09 18:46:32

Price  
**536.3971** USDDifference  -0.05% (-0.29)

## General attributes

Symbol	COSFC10
Exchange	Eurex
Currency	USD
Security type	Future
Underlying	COSTCO WHOLESALE CORP
Maturity	03-2024
Contract size	100

## Market data

Bid (Bid size)	- USD (-)
Ask (Ask size)	- USD (-)
Open	536.3971 USD
High	536.3971 USD
Low	536.3971 USD
Close (prev. day)	536.691 USD
Underlying	COSTCO WHOLESALE CORP
Underlying price (date)	517.28 (23/06/09)
Settlement price (date)	536.40 (23/06/09)
Open Interest	0

## Performance and Risk

	6m	1Y	3Y
Perf (%)	-	-	-
Perf (abs.)	-	-	-
Beta	-	-	-
Volatility	20.82	20.82	20.82

## Futures and Options

Related Futures	-
Related Options	-











Information about previous performance does not guarantee future performance.  
Source: FactSet

## Price data

Ø price 5 days   Ø volume 5 days (pcs.)	535.3712 USD (0)
Ø price 30 days   Ø volume 30 days (pcs.)	518.4847 USD (0)
Ø price 100 days   Ø volume 100 days (pcs.)	514.0162 USD (0)
Ø price 250 days   Ø volume 250 days (pcs.)	- USD (0)
YTD High   date	542.1900 USD (2023/02/02)
YTD Low   date	483.8661 USD (2023/01/19)
52 Weeks High   date	542.1900 USD (2023/02/02)
52 Weeks Low   date	483.8661 USD (2023/01/19)

## Recent Research

on sector		on market	
Date		Headline	Download
2023/06/06		Global Equity Ratings	
2023/06/01		Global Equity Ratings	
2023/05/24		Global Equity Ratings	
2023/05/03		Global Equity Ratings	
2023/04/25		Global Equity Ratings	