

COLGATE-PALMOLIVE CO. FUTURE (CLFF) - EUX/C11

2024/07/17 18:45:27

Price
100.887 USDDifference  1.32% (1.31)

General attributes

| | |
|---------------|----------------------|
| Symbol | CLFFC11 |
| Exchange | Eurex |
| Currency | USD |
| Security type | Future |
| Underlying | COLGATE-PALMOLIVE CO |
| Maturity | 05-2025 |
| Contract size | 100 |

Market data

| | |
|-------------------------|----------------------|
| Bid (Bid size) | - USD (-) |
| Ask (Ask size) | - USD (-) |
| Open | 100.887 USD |
| High | 100.887 USD |
| Low | 100.887 USD |
| Close (prev. day) | 99.5726 USD |
| Underlying | COLGATE-PALMOLIVE CO |
| Underlying price (date) | 99.39 (24/07/17) |
| Settlement price (date) | 100.89 (24/07/17) |
| Open Interest | 0 |

Performance and Risk

| | 6m | 1Y | 3Y |
|-------------|---------|---------|----|
| Perf (%) | +22.06% | +29.90% | - |
| Perf (abs.) | +18.23 | +23.22 | - |
| Beta | - | - | - |
| Volatility | 13.68 | 14.89 | - |

Futures and Options

| | |
|-----------------|---|
| Related Futures | - |
| Related Options | - |













5Y

Information about previous performance does not guarantee future performance.
Source: FactSet

Price data

| | |
|---|--------------------------|
| Ø price 5 days Ø volume 5 days (pcs.) | 100.432 USD (0) |
| Ø price 30 days Ø volume 30 days (pcs.) | 99.861 USD (0) |
| Ø price 100 days Ø volume 100 days (pcs.) | 92.056 USD (0) |
| Ø price 250 days Ø volume 250 days (pcs.) | 82.385 USD (0) |
| YTD High date | 100.887 USD (2024/07/17) |
| YTD Low date | 81.709 USD (2024/01/11) |
| 52 Weeks High date | 100.887 USD (2024/07/17) |
| 52 Weeks Low date | 69.900 USD (2023/10/06) |

Recent Research

| on underlying | on sector | on market | |
|---------------|---|-----------------------|---|
| Date | | Headline | Download |
| 2023/10/27 |  | Global Equity Ratings |  |
| 2023/09/29 |  | Global Equity Ratings |  |
| 2023/09/08 |  | Global Equity Ratings |  |
| 2023/08/22 |  | Global Equity Ratings |  |
| 2023/08/17 |  | Global Equity Ratings |  |