

CONTINENTAL AG FUTURE (CONI) - EUX/C10

2024/04/24 18:35:15

Price
63.3132 EURDifference  0.48% (0.30)

General attributes

Symbol	CONIC10
Exchange	Eurex
Currency	EUR
Security type	Future
Underlying	CONTINENTAL AG
Maturity	02-2025
Contract size	100

Market data

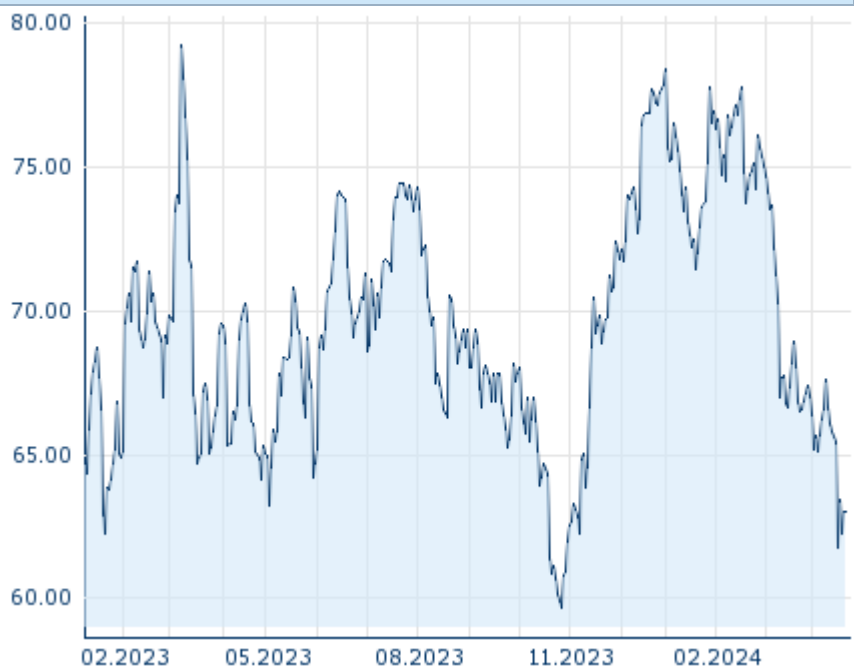
Bid (Bid size)	- EUR (-)
Ask (Ask size)	- EUR (-)
Open	63.3132 EUR
High	63.3132 EUR
Low	63.3132 EUR
Close (prev. day)	63.0118 EUR
Underlying	CONTINENTAL AG
Underlying price (date)	63.24 (24/04/24)
Settlement price (date)	63.31 (24/04/24)
Open Interest	0

Performance and Risk

	6m	1Y	3Y
Perf (%)	+3.03%	-4.71%	-
Perf (abs.)	+1.85	-3.11	-
Beta	-	-	-
Volatility	26.30	27.08	-

Futures and Options

Related Futures	-
Related Options	-








5Y

Information about previous performance does not guarantee future performance.
Source: FactSet

Price data

Ø price 5 days Ø volume 5 days (pcs.)	62.6983 EUR (0)
Ø price 30 days Ø volume 30 days (pcs.)	66.0687 EUR (0)
Ø price 100 days Ø volume 100 days (pcs.)	72.2688 EUR (0)
Ø price 250 days Ø volume 250 days (pcs.)	69.8927 EUR (0)
YTD High date	78.3846 EUR (2024/01/02)
YTD Low date	61.7849 EUR (2024/04/17)
52 Weeks High date	78.3846 EUR (2024/01/02)
52 Weeks Low date	59.6873 EUR (2023/10/26)

Recent Research

on underlying	on sector	on market	
Date		Headline	Download
2022/05/04		Global Equity Ratings	
2022/04/27		Global Equity Ratings	
2022/04/14		Global Equity Ratings	
2022/03/29		Global Equity Ratings	
2022/03/10		Global Equity Ratings	