

CITIGROUP INC. FUTURE (CITG) - EUX/C10

2024/10/18 19:07:06

Price
63.7343 USD

Difference  **-2.14% (-1.39)**

General attributes

Symbol	CITGC10
Exchange	Eurex
Currency	USD
Security type	Future
Underlying	CITIGROUP INC
Maturity	08-2025
Contract size	100

Market data

Bid (Bid size)	- USD (-)
Ask (Ask size)	- USD (-)
Open	63.7343 USD
High	63.7343 USD
Low	63.7343 USD
Close (prev. day)	65.1273 USD
Underlying	CITIGROUP INC
Underlying price (date)	62.85 (24/10/18)
Settlement price (date)	63.36 (24/10/18)
Open Interest	0

Performance and Risk

	6m	1Y	3Y
Perf (%)	+7.04%	+57.22%	-
Perf (abs.)	+4.19	+23.20	-
Beta	-	-	-
Volatility	32.75	29.15	-

Futures and Options

Related Futures	-
Related Options	-












5Y

Information about previous performance does not guarantee future performance.
 Source: FactSet

Price data

Ø price 5 days Ø volume 5 days (pcs.)	64.9602 USD (0)
Ø price 30 days Ø volume 30 days (pcs.)	61.9839 USD (0)
Ø price 100 days Ø volume 100 days (pcs.)	62.4536 USD (0)
Ø price 250 days Ø volume 250 days (pcs.)	57.1000 USD (0)
YTD High date	68.6738 USD (2024/07/17)
YTD Low date	50.9980 USD (2024/01/18)
52 Weeks High date	68.6738 USD (2024/07/17)
52 Weeks Low date	38.0362 USD (2023/10/30)

Recent Research

on underlying	on sector	on market	
Date		Headline	Download
2024/09/27		Global Equity Ratings	
2024/09/11		Global Equity Ratings	
2024/09/05		Global Equity Ratings	
2024/08/12		Global Equity Ratings	
2024/07/24		Global Equity Ratings	