

# CITIGROUP INC. FUTURE (CITG) - EUX/C10

2024/05/02 18:23:19

**Price**  
**61.9023** USD  
 Difference  -1.03% (-0.64)

**General attributes**

Symbol	CITGC10
Exchange	Eurex
Currency	USD
Security type	Future
Underlying	CITIGROUP INC
Maturity	02-2025
Contract size	100

**Market data**

Bid (Bid size)	- USD (-)
Ask (Ask size)	- USD (-)
Open	61.9023 USD
High	61.9023 USD
Low	61.9023 USD
Close (prev. day)	62.547 USD
Underlying	CITIGROUP INC
Underlying price (date)	61.54 (24/05/02)
Settlement price (date)	61.90 (24/05/02)
Open Interest	0

**Performance and Risk**

	6m	1Y	3Y
Perf (%)	+52.47%	+35.98%	-
Perf (abs.)	+21.30	+16.38	-
Beta	-	-	-
Volatility	25.49	26.49	-

**Futures and Options**

Related Futures	-
Related Options	-

5Y












Information about previous performance does not guarantee future performance.  
 Source: FactSet

**Price data**

Ø price 5 days   Ø volume 5 days (pcs.)	62.6900 USD (0)
Ø price 30 days   Ø volume 30 days (pcs.)	61.8625 USD (0)
Ø price 100 days   Ø volume 100 days (pcs.)	56.5732 USD (0)
Ø price 250 days   Ø volume 250 days (pcs.)	49.2026 USD (0)
YTD High   date	64.4214 USD (2024/04/02)
YTD Low   date	50.9980 USD (2024/01/18)
52 Weeks High   date	64.4214 USD (2024/04/02)
52 Weeks Low   date	38.0362 USD (2023/10/30)

**Recent Research**

on underlying	on sector	on market	
Date		Headline	Download
2024/04/26		Global Equity Ratings	
2024/04/03		Global Equity Ratings	
2024/03/13		Global Equity Ratings	
2024/02/22		Global Equity Ratings	
2024/02/14		Global Equity Ratings	