

# CITIGROUP INC. FUTURE (CITG) - EUX/C10

2023/09/27 18:57:24

Price  
**40.5754** USD

Difference  0.09% (0.04)

### General attributes

Symbol	CITGC10
Exchange	Eurex
Currency	USD
Security type	Future
Underlying	CITIGROUP INC
Maturity	07-2024
Contract size	100

### Market data

Bid (Bid size)	- USD (-)
Ask (Ask size)	- USD (-)
Open	40.5754 USD
High	40.5754 USD
Low	40.5754 USD
Close (prev. day)	40.5385 USD
Underlying	CITIGROUP INC
Underlying price (date)	40.46 (23/09/27)
Settlement price (date)	40.58 (23/09/27)
Open Interest	0

### Performance and Risk

	6m	1Y	3Y
Perf (%)	-8.99%	-	-
Perf (abs.)	-4.01	-	-
Beta	-	-	-
Volatility	24.24	28.86	28.86

### Futures and Options

Related Futures	-
Related Options	-

5Y












Information about previous performance does not guarantee future performance.  
Source: FactSet

### Price data

Ø price 5 days   Ø volume 5 days (pcs.)	41.2291 USD (0)
Ø price 30 days   Ø volume 30 days (pcs.)	41.8635 USD (0)
Ø price 100 days   Ø volume 100 days (pcs.)	45.2810 USD (0)
Ø price 250 days   Ø volume 250 days (pcs.)	- USD (0)
YTD High   date	53.0869 USD (2023/02/02)
YTD Low   date	40.5385 USD (2023/09/26)
52 Weeks High   date	53.0869 USD (2023/02/02)
52 Weeks Low   date	40.5385 USD (2023/09/26)

### Recent Research

on underlying	on sector	on market	
Date		Headline	Download
2023/09/08		Global Equity Ratings	
2023/08/22		Global Equity Ratings	
2023/08/17		Global Equity Ratings	
2023/08/09		Global Equity Ratings	
2023/07/21		Global Equity Ratings	