

CITIGROUP INC. FUTURE (CITG) - EUX/C10

2023/10/02 19:01:50

Price
40.6687 USD

Difference  -1.98% (-0.82)

General attributes

Symbol	CITGC10
Exchange	Eurex
Currency	USD
Security type	Future
Underlying	CITIGROUP INC
Maturity	07-2024
Contract size	100

Market data

Bid (Bid size)	- USD (-)
Ask (Ask size)	- USD (-)
Open	40.6687 USD
High	40.6687 USD
Low	40.6687 USD
Close (prev. day)	41.4901 USD
Underlying	CITIGROUP INC
Underlying price (date)	40.50 (23/10/02)
Settlement price (date)	40.67 (23/10/02)
Open Interest	0

Performance and Risk

	6m	1Y	3Y
Perf (%)	-13.27%	-	-
Perf (abs.)	-6.22	-	-
Beta	-	-	-
Volatility	24.26	28.84	28.84

Futures and Options

Related Futures	-
Related Options	-

5Y











Information about previous performance does not guarantee future performance.
Source: FactSet

Price data

Ø price 5 days Ø volume 5 days (pcs.)	40.9440 USD (0)
Ø price 30 days Ø volume 30 days (pcs.)	41.7243 USD (0)
Ø price 100 days Ø volume 100 days (pcs.)	45.1378 USD (0)
Ø price 250 days Ø volume 250 days (pcs.)	- USD (0)
YTD High date	53.0869 USD (2023/02/02)
YTD Low date	40.5385 USD (2023/09/26)
52 Weeks High date	53.0869 USD (2023/02/02)
52 Weeks Low date	40.5385 USD (2023/09/26)

Recent Research

on underlying	on sector	on market	
Date		Headline	Download
2023/09/29		Global Equity Ratings	
2023/09/08		Global Equity Ratings	
2023/08/22		Global Equity Ratings	
2023/08/17		Global Equity Ratings	
2023/08/09		Global Equity Ratings	