

CATERPILLAR INC. FUTURE (CATF) - EUX/C1

2024/08/15 18:47:49

Price
347.2703 USD

Difference  2.82% (9.53)

General attributes

Symbol	CATFC1
Exchange	Eurex
Currency	USD
Security type	Future
Underlying	CATERPILLAR INC
Maturity	09-2024
Contract size	100

Market data

Bid (Bid size)	- USD (-)
Ask (Ask size)	- USD (-)
Open	347.2703 USD
High	347.2703 USD
Low	347.2703 USD
Close (prev. day)	337.7381 USD
Underlying	CATERPILLAR INC
Underlying price (date)	345.64 (24/08/15)
Settlement price (date)	349.11 (24/08/15)
Open Interest	0

Performance and Risk

	6m	1Y	3Y
Perf (%)	+8.32%	+24.88%	-
Perf (abs.)	+26.66	+69.18	-
Beta	-	-	-
Volatility	29.89	26.93	-

Futures and Options

Related Futures	-
Related Options	-

5Y









Information about previous performance does not guarantee future performance.
Source: FactSet

Price data

Ø price 5 days Ø volume 5 days (pcs.)	338.2338 USD (0)
Ø price 30 days Ø volume 30 days (pcs.)	339.5267 USD (0)
Ø price 100 days Ø volume 100 days (pcs.)	346.9247 USD (0)
Ø price 250 days Ø volume 250 days (pcs.)	303.5183 USD (0)
YTD High date	379.0678 USD (2024/04/04)
YTD Low date	278.6071 USD (2024/01/17)
52 Weeks High date	379.0678 USD (2024/04/04)
52 Weeks Low date	227.7076 USD (2023/11/01)

Recent Research

on underlying	on sector	on market	
Date		Headline	Download
2024/08/12		Global Equity Ratings	
2024/07/24		Global Equity Ratings	
2024/07/12		Global Equity Ratings	
2024/06/21		Global Equity Ratings	
2024/06/14		Global Equity Ratings	