

CATERPILLAR INC. FUTURE (CATF) - EUX/C1

2024/05/02 18:23:18

Price
334.6149 USD

Difference  **-1.00% (-3.38)**

General attributes

Symbol	CATFC1
Exchange	Eurex
Currency	USD
Security type	Future
Underlying	CATERPILLAR INC
Maturity	05-2024
Contract size	100

Market data

Bid (Bid size)	- USD (-)
Ask (Ask size)	- USD (-)
Open	334.6149 USD
High	334.6149 USD
Low	334.6149 USD
Close (prev. day)	337.9907 USD
Underlying	CATERPILLAR INC
Underlying price (date)	335.44 (24/05/02)
Settlement price (date)	334.61 (24/05/02)
Open Interest	0

Performance and Risk

	6m	1Y	3Y
Perf (%)	+42.49%	+57.37%	-
Perf (abs.)	+99.79	+121.98	-
Beta	-	-	-
Volatility	26.12	26.55	-

Futures and Options

Related Futures	-
Related Options	-

5Y











Information about previous performance does not guarantee future performance.
 Source: FactSet

Price data

Ø price 5 days Ø volume 5 days (pcs.)	341.0054 USD (0)
Ø price 30 days Ø volume 30 days (pcs.)	360.0231 USD (0)
Ø price 100 days Ø volume 100 days (pcs.)	322.2383 USD (0)
Ø price 250 days Ø volume 250 days (pcs.)	281.4479 USD (0)
YTD High date	379.0678 USD (2024/04/04)
YTD Low date	278.6071 USD (2024/01/17)
52 Weeks High date	379.0678 USD (2024/04/04)
52 Weeks Low date	207.2813 USD (2023/05/31)

Recent Research

on underlying	on sector	on market	
Date		Headline	Download
2024/04/26		Global Equity Ratings	
2024/04/03		Global Equity Ratings	
2024/03/13		Global Equity Ratings	
2024/02/22		Global Equity Ratings	
2024/02/14		Global Equity Ratings	