

CONTINENTAL AG FUTURE (CONI) - EUX/C14

2024/05/03 18:32:46

Price
63.4783 EURDifference  0.46% (0.29)

General attributes

Symbol	CONIC14
Exchange	Eurex
Currency	EUR
Security type	Future
Underlying	CONTINENTAL AG
Maturity	12-2025
Contract size	100

Market data

Bid (Bid size)	- EUR (-)
Ask (Ask size)	- EUR (-)
Open	63.4783 EUR
High	63.4783 EUR
Low	63.4783 EUR
Close (prev. day)	63.1864 EUR
Underlying	CONTINENTAL AG
Underlying price (date)	61.56 (24/05/03)
Settlement price (date)	63.48 (24/05/03)
Open Interest	0

Performance and Risk

	6m	1Y	3Y
Perf (%)	-0.86%	-2.82%	-
Perf (abs.)	-0.55	-1.84	-
Beta	-	-	-
Volatility	27.78	28.16	-

Futures and Options

Related Futures	-
Related Options	-

5Y











Information about previous performance does not guarantee future performance.
Source: FactSet

Price data

Ø price 5 days Ø volume 5 days (pcs.)	63.0896 EUR (0)
Ø price 30 days Ø volume 30 days (pcs.)	65.1159 EUR (0)
Ø price 100 days Ø volume 100 days (pcs.)	71.9879 EUR (0)
Ø price 250 days Ø volume 250 days (pcs.)	70.5155 EUR (0)
YTD High date	78.8356 EUR (2024/01/02)
YTD Low date	61.9555 EUR (2024/04/17)
52 Weeks High date	78.8356 EUR (2024/01/02)
52 Weeks Low date	60.4227 EUR (2023/10/26)

Recent Research

on underlying	on sector	on market		
Date			Headline	Download
2022/05/04			Global Equity Ratings	
2022/04/27			Global Equity Ratings	
2022/04/14			Global Equity Ratings	
2022/03/29			Global Equity Ratings	
2022/03/10			Global Equity Ratings	