

CARREFOUR S.A. FUTURE (CARG) - EUX/C10

2024/09/18 18:40:25

Price
15.2078 EUR

Difference  0.95% (0.14)

General attributes

Symbol	CARGC10
Exchange	Eurex
Currency	EUR
Security type	Future
Underlying	CARREFOUR SA
Maturity	06-2025
Contract size	100

Market data

Bid (Bid size)	- EUR (-)
Ask (Ask size)	- EUR (-)
Open	15.2078 EUR
High	15.2078 EUR
Low	15.2078 EUR
Close (prev. day)	15.0654 EUR
Underlying	CARREFOUR SA
Underlying price (date)	15.555 (24/09/18)
Settlement price (date)	15.21 (24/09/18)
Open Interest	0

Performance and Risk

	6m	1Y	3Y
Perf (%)	-2.22%	-11.47%	-
Perf (abs.)	-0.34	-1.95	-
Beta	-	-	-
Volatility	21.73	21.61	-

Futures and Options

Related Futures	-
Related Options	-

5Y












Information about previous performance does not guarantee future performance.
Source: FactSet

Price data

Ø price 5 days Ø volume 5 days (pcs.)	14.8956 EUR (0)
Ø price 30 days Ø volume 30 days (pcs.)	14.3282 EUR (0)
Ø price 100 days Ø volume 100 days (pcs.)	14.4837 EUR (0)
Ø price 250 days Ø volume 250 days (pcs.)	15.6655 EUR (0)
YTD High date	16.8454 EUR (2024/01/04)
YTD Low date	13.7343 EUR (2024/08/21)
52 Weeks High date	17.5183 EUR (2023/11/27)
52 Weeks Low date	13.7343 EUR (2024/08/21)

Recent Research

on sector		on market	
Date		Headline	Download
2024/09/11		Global Equity Ratings	
2024/09/05		Global Equity Ratings	
2024/08/12		Global Equity Ratings	
2024/07/24		Global Equity Ratings	
2024/07/12		Global Equity Ratings	