

CATERPILLAR INC. FUTURE (CATF) - EUX/C13

2024/10/18 19:07:05

Price
406.1457 USD

Difference  **-0.06% (-0.24)**

General attributes

Symbol	CATFC13
Exchange	Eurex
Currency	USD
Security type	Future
Underlying	CATERPILLAR INC
Maturity	12-2025
Contract size	100

Market data

Bid (Bid size)	- USD (-)
Ask (Ask size)	- USD (-)
Open	406.1457 USD
High	406.1457 USD
Low	406.1457 USD
Close (prev. day)	406.3884 USD
Underlying	CATERPILLAR INC
Underlying price (date)	393.86 (24/10/18)
Settlement price (date)	407.63 (24/10/18)
Open Interest	0

Performance and Risk

	6m	1Y	3Y
Perf (%)	+7.98%	+47.94%	-
Perf (abs.)	+30.01	+131.61	-
Beta	-	-	-
Volatility	31.17	29.36	-

Futures and Options

Related Futures	-
Related Options	-

5Y












Information about previous performance does not guarantee future performance.
 Source: FactSet

Price data

Ø price 5 days Ø volume 5 days (pcs.)	405.4899 USD (0)
Ø price 30 days Ø volume 30 days (pcs.)	388.7385 USD (0)
Ø price 100 days Ø volume 100 days (pcs.)	365.1187 USD (0)
Ø price 250 days Ø volume 250 days (pcs.)	335.7554 USD (0)
YTD High date	415.8154 USD (2024/10/11)
YTD Low date	289.3043 USD (2024/01/17)
52 Weeks High date	415.8154 USD (2024/10/11)
52 Weeks Low date	235.9398 USD (2023/11/01)

Recent Research

on underlying	on sector	on market	
Date		Headline	Download
2024/09/27		Global Equity Ratings	
2024/09/11		Global Equity Ratings	
2024/09/05		Global Equity Ratings	
2024/08/12		Global Equity Ratings	
2024/07/24		Global Equity Ratings	