

CITIGROUP INC. FUTURE (CITG) - EUX/C11

2024/08/15 18:47:50

Price
61.427 USD

Difference  3.44% (2.05)

General attributes

Symbol	CITGC11
Exchange	Eurex
Currency	USD
Security type	Future
Underlying	CITIGROUP INC
Maturity	07-2025
Contract size	100

Market data

Bid (Bid size)	- USD (-)
Ask (Ask size)	- USD (-)
Open	61.427 USD
High	61.427 USD
Low	61.427 USD
Close (prev. day)	59.382 USD
Underlying	CITIGROUP INC
Underlying price (date)	60.52 (24/08/15)
Settlement price (date)	61.61 (24/08/15)
Open Interest	0

Performance and Risk

	6m	1Y	3Y
Perf (%)	+9.85%	+39.57%	-
Perf (abs.)	+5.51	+17.41	-
Beta	-	-	-
Volatility	30.91	29.50	-

Futures and Options

Related Futures	-
Related Options	-

5Y











Information about previous performance does not guarantee future performance.
Source: FactSet

Price data

Ø price 5 days Ø volume 5 days (pcs.)	59.382 USD (0)
Ø price 30 days Ø volume 30 days (pcs.)	63.467 USD (0)
Ø price 100 days Ø volume 100 days (pcs.)	62.621 USD (0)
Ø price 250 days Ø volume 250 days (pcs.)	52.590 USD (0)
YTD High date	68.355 USD (2024/07/17)
YTD Low date	50.646 USD (2024/01/18)
52 Weeks High date	68.355 USD (2024/07/17)
52 Weeks Low date	38.234 USD (2023/10/30)

Recent Research

on underlying	on sector	on market	
Date		Headline	Download
2024/08/12		Global Equity Ratings	
2024/07/24		Global Equity Ratings	
2024/07/12		Global Equity Ratings	
2024/06/21		Global Equity Ratings	
2024/06/14		Global Equity Ratings	