

CATERPILLAR INC. FUTURE (CATF) - EUX/C12

2024/04/24 18:35:13

Price
376.7389 USD

Difference  **-0.60% (-2.27)**

General attributes

Symbol	CATFC12
Exchange	Eurex
Currency	USD
Security type	Future
Underlying	CATERPILLAR INC
Maturity	04-2025
Contract size	100

Market data

Bid (Bid size)	- USD (-)
Ask (Ask size)	- USD (-)
Open	376.7389 USD
High	376.7389 USD
Low	376.7389 USD
Close (prev. day)	379.0122 USD
Underlying	CATERPILLAR INC
Underlying price (date)	363.52 (24/04/24)
Settlement price (date)	376.74 (24/04/24)
Open Interest	0

Performance and Risk

	6m	1Y	3Y
Perf (%)	+45.24%	+64.26%	-
Perf (abs.)	+117.35	+147.39	-
Beta	-	-	-
Volatility	25.53	26.72	-

Futures and Options

Related Futures	-
Related Options	-












Information about previous performance does not guarantee future performance.
 Source: FactSet

Price data

Ø price 5 days Ø volume 5 days (pcs.)	374.5532 USD (0)
Ø price 30 days Ø volume 30 days (pcs.)	374.5454 USD (0)
Ø price 100 days Ø volume 100 days (pcs.)	329.6551 USD (0)
Ø price 250 days Ø volume 250 days (pcs.)	288.9513 USD (0)
YTD High date	394.2484 USD (2024/04/04)
YTD Low date	288.3479 USD (2024/01/17)
52 Weeks High date	394.2484 USD (2024/04/04)
52 Weeks Low date	212.9471 USD (2023/05/31)

Recent Research

on underlying	on sector	on market	
Date		Headline	Download
2024/04/03		Global Equity Ratings	
2024/03/13		Global Equity Ratings	
2024/02/22		Global Equity Ratings	
2024/02/14		Global Equity Ratings	
2024/01/23		Global Equity Ratings	