

CA IMMOBILIEN ANLAGEN AG FUTURE (CAIG) - EUX/C11

2024/10/18 19:07:05

Price
25.35 EURDifference  0.80% (0.20)

General attributes

Symbol	CAIGC11
Exchange	Eurex
Currency	EUR
Security type	Future
Underlying	CA IMMOBILIEN ANLAGEN AG
Maturity	09-2025
Contract size	100

Market data

Bid (Bid size)	- EUR (-)
Ask (Ask size)	- EUR (-)
Open	25.35 EUR
High	25.35 EUR
Low	25.35 EUR
Close (prev. day)	25.149 EUR
Underlying	CA IMMOBILIEN ANLAGEN AG
Underlying price (date)	25.32 (24/10/18)
Settlement price (date)	25.34 (24/10/18)
Open Interest	0

Performance and Risk

	6m	1Y	3Y
Perf (%)	-18.59%	-20.25%	-
Perf (abs.)	-5.79	-6.44	-
Beta	-	-	-
Volatility	42.34	30.96	-

Futures and Options

Related Futures	-
Related Options	-










5Y

Information about previous performance does not guarantee future performance.
Source: FactSet

Price data

Ø price 5 days Ø volume 5 days (pcs.)	25.49 EUR (0)
Ø price 30 days Ø volume 30 days (pcs.)	26.21 EUR (0)
Ø price 100 days Ø volume 100 days (pcs.)	29.42 EUR (0)
Ø price 250 days Ø volume 250 days (pcs.)	30.63 EUR (0)
YTD High date	33.53 EUR (2024/08/28)
YTD Low date	22.23 EUR (2024/09/26)
52 Weeks High date	33.63 EUR (2023/11/03)
52 Weeks Low date	22.23 EUR (2024/09/26)

Recent Research

on sector		on market	
Date		Headline	Download
2024/09/27		Global Equity Ratings	
2024/09/11		Global Equity Ratings	
2024/09/05		Global Equity Ratings	
2024/08/12		Global Equity Ratings	
2024/07/24		Global Equity Ratings	