

## CA IMMOBILIEN ANLAGEN AG FUTURE (CAIG) - EUX/C11

2024/05/02 18:23:18

Price  
**31.3119** EURDifference  1.18% (0.37)

## General attributes

Symbol	CAIGC11
Exchange	Eurex
Currency	EUR
Security type	Future
Underlying	CA IMMOBILIEN ANLAGEN AG
Maturity	03-2025
Contract size	100

## Market data

Bid (Bid size)	- EUR (-)
Ask (Ask size)	- EUR (-)
Open	31.3119 EUR
High	31.3119 EUR
Low	31.3119 EUR
Close (prev. day)	30.9463 EUR
Underlying	CA IMMOBILIEN ANLAGEN AG
Underlying price (date)	30.86 (24/05/02)
Settlement price (date)	31.31 (24/05/02)
Open Interest	0

## Performance and Risk

	6m	1Y	3Y
Perf (%)	-6.63%	+22.87%	-
Perf (abs.)	-2.22	+5.83	-
Beta	-	-	-
Volatility	17.90	16.87	-

## Futures and Options

Related Futures	-
Related Options	-










Information about previous performance does not guarantee future performance.  
Source: FactSet

## Price data

Ø price 5 days   Ø volume 5 days (pcs.)	31.0217 EUR (0)
Ø price 30 days   Ø volume 30 days (pcs.)	31.7254 EUR (0)
Ø price 100 days   Ø volume 100 days (pcs.)	31.3221 EUR (0)
Ø price 250 days   Ø volume 250 days (pcs.)	30.2118 EUR (0)
YTD High   date	33.1677 EUR (2024/03/27)
YTD Low   date	29.4997 EUR (2024/02/15)
52 Weeks High   date	33.6292 EUR (2023/11/03)
52 Weeks Low   date	25.1694 EUR (2023/05/17)

## Recent Research

on sector		on market	
Date		Headline	Download
2024/04/26		Global Equity Ratings	
2024/04/03		Global Equity Ratings	
2024/03/13		Global Equity Ratings	
2024/02/22		Global Equity Ratings	
2024/02/14		Global Equity Ratings	