

CITIGROUP INC. FUTURE (CITG) - EUX/C1

2024/06/21 19:14:25

Price
60.22 USD

Difference  -0.55% (-0.34)

General attributes

Symbol	CITGC1
Exchange	Eurex
Currency	USD
Security type	Future
Underlying	CITIGROUP INC
Maturity	07-2024
Contract size	100

Market data

Bid (Bid size)	- USD (-)
Ask (Ask size)	- USD (-)
Open	59.5285 USD
High	60.22 USD
Low	59.5285 USD
Close (prev. day)	60.5556 USD
Underlying	CITIGROUP INC
Underlying price (date)	64.74 (24/07/08)
Settlement price (date)	64.71 (24/07/08)
Open Interest	0

Performance and Risk

	6m	1Y	3Y
Perf (%)	+20.82%	+40.67%	-
Perf (abs.)	+11.15	+18.71	-
Beta	-	-	-
Volatility	26.95	26.43	-

Futures and Options

Related Futures	-
Related Options	-












Information about previous performance does not guarantee future performance.
Source: FactSet

Price data

Ø price 5 days Ø volume 5 days (pcs.)	- USD (-)
Ø price 30 days Ø volume 30 days (pcs.)	61.63 USD (0)
Ø price 100 days Ø volume 100 days (pcs.)	59.36 USD (0)
Ø price 250 days Ø volume 250 days (pcs.)	49.86 USD (0)
YTD High date	64.71 USD (2024/07/08)
YTD Low date	50.60 USD (2024/01/18)
52 Weeks High date	64.71 USD (2024/07/08)
52 Weeks Low date	38.14 USD (2023/10/30)

Recent Research

on underlying	on sector	on market	
Date		Headline	Download
2024/06/21		Global Equity Ratings	
2024/06/14		Global Equity Ratings	
2024/05/29		Global Equity Ratings	
2024/04/26		Global Equity Ratings	
2024/04/03		Global Equity Ratings	