

# CITIGROUP INC. FUTURE (CITG) - EUX/C1

2024/04/25 18:46:34

**Price**  
**61.2801** USD

**Difference**  **-0.47% (-0.29)**

### General attributes

Symbol	CITGC1
Exchange	Eurex
Currency	USD
Security type	Future
Underlying	CITIGROUP INC
Maturity	05-2024
Contract size	100

### Market data

Bid (Bid size)	- USD (-)
Ask (Ask size)	- USD (-)
Open	61.2801 USD
High	61.2801 USD
Low	61.2801 USD
Close (prev. day)	61.5682 USD
Underlying	CITIGROUP INC
Underlying price (date)	62.20 (24/04/26)
Settlement price (date)	61.28 (24/04/25)
Open Interest	0

### Performance and Risk

	6m	1Y	3Y
Perf (%)	+59.62%	+27.77%	-
Perf (abs.)	+22.89	+13.32	-
Beta	-	-	-
Volatility	26.01	25.84	-

### Futures and Options

Related Futures	-
Related Options	-

5Y











Information about previous performance does not guarantee future performance.  
Source: FactSet

### Price data

Ø price 5 days   Ø volume 5 days (pcs.)	60.5637 USD (0)
Ø price 30 days   Ø volume 30 days (pcs.)	60.3396 USD (0)
Ø price 100 days   Ø volume 100 days (pcs.)	55.2650 USD (0)
Ø price 250 days   Ø volume 250 days (pcs.)	48.5716 USD (0)
YTD High   date	63.4387 USD (2024/04/02)
YTD Low   date	50.5997 USD (2024/01/18)
52 Weeks High   date	63.4387 USD (2024/04/02)
52 Weeks Low   date	38.1360 USD (2023/10/30)

### Recent Research

on underlying	on sector	on market	
Date		Headline	Download
2024/04/26		Global Equity Ratings	
2024/04/03		Global Equity Ratings	
2024/03/13		Global Equity Ratings	
2024/02/22		Global Equity Ratings	
2024/02/14		Global Equity Ratings	