

UNICREDIT S.P.A. FUTURE (CR5J) - EUX/C13

2024/07/16 18:50:06

Price
36.6236 EUR

Difference  0.69% (0.25)

General attributes

Symbol	CR5JC13
Exchange	Eurex
Currency	EUR
Security type	Future
Underlying	UNICREDIT SPA
Maturity	07-2025
Contract size	100

Market data

Bid (Bid size)	- EUR (-)
Ask (Ask size)	- EUR (-)
Open	36.6236 EUR
High	36.6236 EUR
Low	36.6236 EUR
Close (prev. day)	36.3727 EUR
Underlying	UNICREDIT SPA
Underlying price (date)	37.46 (24/07/17)
Settlement price (date)	36.62 (24/07/16)
Open Interest	0

Performance and Risk

	6m	1Y	3Y
Perf (%)	+46.33%	+68.51%	-
Perf (abs.)	+11.60	+14.89	-
Beta	-	-	-
Volatility	37.27	33.57	-

Futures and Options

Related Futures	-
Related Options	-

5Y












Information about previous performance does not guarantee future performance.
Source: FactSet

Price data

Ø price 5 days Ø volume 5 days (pcs.)	36.4513 EUR (0)
Ø price 30 days Ø volume 30 days (pcs.)	34.5025 EUR (0)
Ø price 100 days Ø volume 100 days (pcs.)	32.3247 EUR (0)
Ø price 250 days Ø volume 250 days (pcs.)	26.0500 EUR (0)
YTD High date	36.6236 EUR (2024/07/16)
YTD Low date	24.1051 EUR (2024/01/03)
52 Weeks High date	36.6236 EUR (2024/07/16)
52 Weeks Low date	20.3414 EUR (2023/09/07)

Recent Research

on underlying	on sector	on market	
Date		Headline	Download
2024/07/12		Global Equity Ratings	
2024/06/21		Global Equity Ratings	
2024/06/14		Global Equity Ratings	
2024/05/29		Global Equity Ratings	
2024/04/26		Global Equity Ratings	