

CAMECO CORP. FUTURE (CCJF) - EUX/C11

2024/04/30 18:39:03

Price
47.3208 USDDifference  -9.05% (-4.71)

General attributes

Symbol	CCJFC11
Exchange	Eurex
Currency	USD
Security type	Future
Underlying	CAMECO CORP.
Maturity	04-2025
Contract size	100

Market data

Bid (Bid size)	- USD (-)
Ask (Ask size)	- USD (-)
Open	47.3208 USD
High	47.3208 USD
Low	47.3208 USD
Close (prev. day)	52.0276 USD
Underlying	CAMECO CORP.
Underlying price (date)	52.6905 (24/06/04)
Settlement price (date)	56.79 (24/06/03)
Open Interest	0

Performance and Risk

	6m	1Y	3Y
Perf (%)	+20.73%	+66.21%	-
Perf (abs.)	+8.12	+18.85	-
Beta	-	-	-
Volatility	42.81	42.58	-

Futures and Options

Related Futures	-
Related Options	-









5Y

Price data

Ø price 5 days Ø volume 5 days (pcs.)	50.4366 USD (0)
Ø price 30 days Ø volume 30 days (pcs.)	48.8241 USD (0)
Ø price 100 days Ø volume 100 days (pcs.)	47.0697 USD (0)
Ø price 250 days Ø volume 250 days (pcs.)	41.2150 USD (0)
YTD High date	54.0206 USD (2024/04/12)
YTD Low date	41.5520 USD (2024/03/14)
52 Weeks High date	54.0206 USD (2024/04/12)
52 Weeks Low date	27.7326 USD (2023/05/04)

Recent Research

on sector		
Date	Headline	Download
2024/06/04	 Akciové trhy - denní zpráva	
2024/06/03	 Akciové trhy - denní zpráva	
2024/05/31	 Akciové trhy - denní zpráva	
2024/05/30	 Akciové trhy - denní zpráva	
2024/05/29	 Global Equity Ratings	