

CARGOTEC CORP. FUTURE (C1CG) - EUX/C1

2024/09/18 18:40:25

Price
46.9701 EUR

Difference  0.74% (0.35)

General attributes

Symbol	C1CGC1
Exchange	Eurex
Currency	EUR
Security type	Future
Underlying	CARGOTEC OYJ
Maturity	09-2024
Contract size	100

Market data

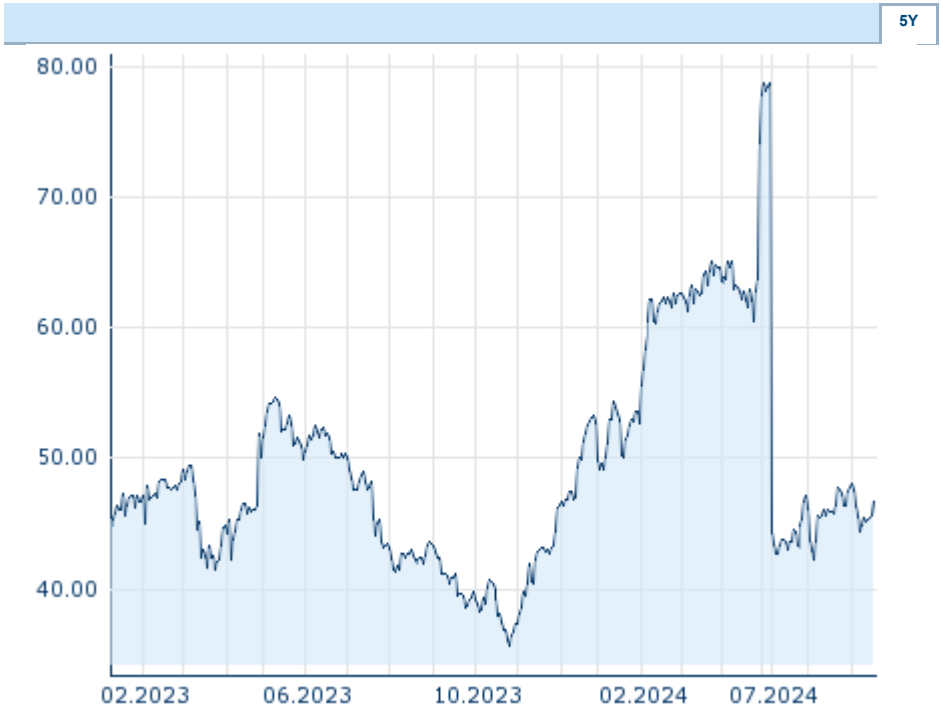
Bid (Bid size)	- EUR (-)
Ask (Ask size)	- EUR (-)
Open	46.9701 EUR
High	46.9701 EUR
Low	46.9701 EUR
Close (prev. day)	46.625 EUR
Underlying	CARGOTEC OYJ
Underlying price (date)	46.96 (24/09/18)
Settlement price (date)	46.97 (24/09/18)
Open Interest	0

Performance and Risk

	6m	1Y	3Y
Perf (%)	-25.64%	+14.17%	-
Perf (abs.)	-16.08	+5.79	-
Beta	-	-	-
Volatility	105.95	71.16	-

Futures and Options

Related Futures	-
Related Options	-







Information about previous performance does not guarantee future performance.
Source: FactSet

Price data

Ø price 5 days Ø volume 5 days (pcs.)	45.6332 EUR (0)
Ø price 30 days Ø volume 30 days (pcs.)	46.1155 EUR (0)
Ø price 100 days Ø volume 100 days (pcs.)	48.5166 EUR (0)
Ø price 250 days Ø volume 250 days (pcs.)	51.0885 EUR (0)
YTD High date	78.7674 EUR (2024/06/18)
YTD Low date	42.1850 EUR (2024/08/06)
52 Weeks High date	78.7674 EUR (2024/06/18)
52 Weeks Low date	35.6458 EUR (2023/10/26)

Recent Research

on sector		on market	
Date		Headline	Download
2024/09/11		Global Equity Ratings	
2024/09/05		Global Equity Ratings	
2024/08/12		Global Equity Ratings	
2024/07/24		Global Equity Ratings	
2024/07/12		Global Equity Ratings	