

# CARGOTEC CORP. FUTURE (C1CG) - EUX/C1

2024/07/29 18:35:11

**Price**  
45.287 EUR

**Difference**  0.00% (0.00)

### General attributes

Symbol	C1CGC1
Exchange	Eurex
Currency	EUR
Security type	Future
Underlying	CARGOTEC OYJ
Maturity	08-2024
Contract size	100

### Market data

Bid (Bid size)	- EUR (-)
Ask (Ask size)	- EUR (-)
Open	45.287 EUR
High	45.287 EUR
Low	45.287 EUR
Close (prev. day)	45.287 EUR
Underlying	CARGOTEC OYJ
Underlying price (date)	45.20 (24/07/29)
Settlement price (date)	45.29 (24/07/29)
Open Interest	0

### Performance and Risk

	6m	1Y	3Y
Perf (%)	-15.59%	+4.61%	-
Perf (abs.)	-8.37	+2.00	-
Beta	-	-	-
Volatility	106.80	70.59	-

### Futures and Options

Related Futures	-
Related Options	-

5Y












Information about previous performance does not guarantee future performance.  
Source: FactSet

### Price data

Ø price 5 days   Ø volume 5 days (pcs.)	44.229 EUR (0)
Ø price 30 days   Ø volume 30 days (pcs.)	50.372 EUR (0)
Ø price 100 days   Ø volume 100 days (pcs.)	59.165 EUR (0)
Ø price 250 days   Ø volume 250 days (pcs.)	50.377 EUR (0)
YTD High   date	78.767 EUR (2024/06/18)
YTD Low   date	42.683 EUR (2024/07/10)
52 Weeks High   date	78.767 EUR (2024/06/18)
52 Weeks Low   date	35.646 EUR (2023/10/26)

### Recent Research

on sector		on market	
Date		Headline	Download
2024/07/24		Global Equity Ratings	
2024/07/12		Global Equity Ratings	
2024/06/21		Global Equity Ratings	
2024/06/14		Global Equity Ratings	
2024/05/29		Global Equity Ratings	