

CARGOTEC CORP. FUTURE (C1CG) - EUX/C1

2024/06/21 12:51:19

Price
78.7516 EUR

Difference  0.32% (0.25)

General attributes

Symbol	C1CGC1
Exchange	Eurex
Currency	EUR
Security type	Future
Underlying	CARGOTEC OYJ
Maturity	07-2024
Contract size	100

Market data

Bid (Bid size)	- EUR (-)
Ask (Ask size)	- EUR (-)
Open	78.7516 EUR
High	78.7516 EUR
Low	78.7516 EUR
Close (prev. day)	78.50 EUR
Underlying	CARGOTEC OYJ
Underlying price (date)	44.32 (24/07/05)
Settlement price (date)	44.39 (24/07/05)
Open Interest	0

Performance and Risk

	6m	1Y	3Y
Perf (%)	-9.70%	-8.65%	-
Perf (abs.)	-4.77	-4.21	-
Beta	-	-	-
Volatility	107.26	70.68	-

Futures and Options

Related Futures	-
Related Options	-












Information about previous performance does not guarantee future performance.
Source: FactSet

Price data

Ø price 5 days Ø volume 5 days (pcs.)	- EUR (-)
Ø price 30 days Ø volume 30 days (pcs.)	- EUR (-)
Ø price 100 days Ø volume 100 days (pcs.)	64.1485 EUR (0)
Ø price 250 days Ø volume 250 days (pcs.)	50.4461 EUR (0)
YTD High date	78.7674 EUR (2024/06/18)
YTD Low date	44.3886 EUR (2024/07/05)
52 Weeks High date	78.7674 EUR (2024/06/18)
52 Weeks Low date	35.6458 EUR (2023/10/26)

Recent Research

on sector		on market	
Date		Headline	Download
2024/06/21		Global Equity Ratings	
2024/06/14		Global Equity Ratings	
2024/05/29		Global Equity Ratings	
2024/04/26		Global Equity Ratings	
2024/04/03		Global Equity Ratings	