

CA IMMOBILIEN ANLAGEN AG FUTURE (CAIG) - EUX/C12

2024/09/02 18:39:46

Price
31.0753 EURDifference  -3.55% (-1.14)

General attributes

Symbol	CAIGC12
Exchange	Eurex
Currency	EUR
Security type	Future
Underlying	CA IMMOBILIEN ANLAGEN AG
Maturity	08-2025
Contract size	100

Market data

Bid (Bid size)	- EUR (-)
Ask (Ask size)	- EUR (-)
Open	31.0753 EUR
High	31.0753 EUR
Low	31.0753 EUR
Close (prev. day)	32.2176 EUR
Underlying	CA IMMOBILIEN ANLAGEN AG
Underlying price (date)	28.78 (24/09/03)
Settlement price (date)	31.08 (24/09/02)
Open Interest	0

Performance and Risk

	6m	1Y	3Y
Perf (%)	+1.38%	+0.85%	-
Perf (abs.)	+0.42	+0.26	-
Beta	-	-	-
Volatility	24.48	21.03	-

Futures and Options

Related Futures	-
Related Options	-












Information about previous performance does not guarantee future performance.
Source: FactSet

Price data

Ø price 5 days Ø volume 5 days (pcs.)	32.7345 EUR (0)
Ø price 30 days Ø volume 30 days (pcs.)	32.1015 EUR (0)
Ø price 100 days Ø volume 100 days (pcs.)	31.5273 EUR (0)
Ø price 250 days Ø volume 250 days (pcs.)	31.5016 EUR (0)
YTD High date	33.5975 EUR (2024/08/28)
YTD Low date	29.1547 EUR (2024/06/17)
52 Weeks High date	33.7174 EUR (2023/11/03)
52 Weeks Low date	29.0783 EUR (2023/11/21)

Recent Research

on sector		on market	
Date		Headline	Download
2024/08/12		Global Equity Ratings	
2024/07/24		Global Equity Ratings	
2024/07/12		Global Equity Ratings	
2024/06/21		Global Equity Ratings	
2024/06/14		Global Equity Ratings	