

CA IMMOBILIEN ANLAGEN AG FUTURE (CAIG) - EUX/C12

2024/07/26 18:35:02

Price
30.3578 EURDifference  -0.96% (-0.29)

General attributes

Symbol	CAIGC12
Exchange	Eurex
Currency	EUR
Security type	Future
Underlying	CA IMMOBILIEN ANLAGEN AG
Maturity	07-2025
Contract size	100

Market data

Bid (Bid size)	- EUR (-)
Ask (Ask size)	- EUR (-)
Open	30.3578 EUR
High	30.3578 EUR
Low	30.3578 EUR
Close (prev. day)	30.6508 EUR
Underlying	CA IMMOBILIEN ANLAGEN AG
Underlying price (date)	29.78 (24/07/26)
Settlement price (date)	30.36 (24/07/26)
Open Interest	0

Performance and Risk

	6m	1Y	3Y
Perf (%)	-0.66%	+5.65%	-
Perf (abs.)	-0.20	+1.62	-
Beta	-	-	-
Volatility	23.07	19.90	-

Futures and Options

Related Futures	-
Related Options	-











5Y

Information about previous performance does not guarantee future performance.
Source: FactSet

Price data

Ø price 5 days Ø volume 5 days (pcs.)	30.8028 EUR (0)
Ø price 30 days Ø volume 30 days (pcs.)	30.5770 EUR (0)
Ø price 100 days Ø volume 100 days (pcs.)	31.4618 EUR (0)
Ø price 250 days Ø volume 250 days (pcs.)	31.2697 EUR (0)
YTD High date	33.2394 EUR (2024/03/27)
YTD Low date	29.1547 EUR (2024/06/17)
52 Weeks High date	33.7174 EUR (2023/11/03)
52 Weeks Low date	29.0783 EUR (2023/11/21)

Recent Research

on sector		on market	
Date		Headline	Download
2024/07/24		Global Equity Ratings	
2024/07/12		Global Equity Ratings	
2024/06/21		Global Equity Ratings	
2024/06/14		Global Equity Ratings	
2024/05/29		Global Equity Ratings	