

BOUYGUES S.A. FUTURE (BYGG) - EUX/C11

2024/06/21 19:17:01

Price
32.4723 EURDifference  -0.26% (-0.09)

General attributes

| | |
|---------------|---------------|
| Symbol | BYGGC11 |
| Exchange | Eurex |
| Currency | EUR |
| Security type | Future |
| Underlying | BOUYGUES S.A. |
| Maturity | 05-2025 |
| Contract size | 100 |

Market data

| | |
|-------------------------|------------------|
| Bid (Bid size) | - EUR (-) |
| Ask (Ask size) | - EUR (-) |
| Open | 32.4723 EUR |
| High | 32.4723 EUR |
| Low | 32.4723 EUR |
| Close (prev. day) | 32.558 EUR |
| Underlying | BOUYGUES S.A. |
| Underlying price (date) | 31.91 (24/07/11) |
| Settlement price (date) | 31.08 (24/07/10) |
| Open Interest | 0 |

Performance and Risk

| | 6m | 1Y | 3Y |
|-------------|--------|---------|----|
| Perf (%) | -4.41% | +10.28% | - |
| Perf (abs.) | -1.50 | +3.03 | - |
| Beta | - | - | - |
| Volatility | 29.67 | 23.64 | - |

Futures and Options

| | |
|-----------------|---|
| Related Futures | - |
| Related Options | - |

5Y












Information about previous performance does not guarantee future performance.
Source: FactSet

Price data

| | |
|---|--------------------------|
| Ø price 5 days Ø volume 5 days (pcs.) | 32.3253 EUR (0) |
| Ø price 30 days Ø volume 30 days (pcs.) | - EUR (-) |
| Ø price 100 days Ø volume 100 days (pcs.) | 35.1397 EUR (0) |
| Ø price 250 days Ø volume 250 days (pcs.) | 33.4137 EUR (0) |
| YTD High date | 37.6120 EUR (2024/03/21) |
| YTD Low date | 32.0372 EUR (2024/06/19) |
| 52 Weeks High date | 37.6120 EUR (2024/03/21) |
| 52 Weeks Low date | 28.6885 EUR (2023/07/06) |

Recent Research

| on sector | | on market | |
|------------|---|-----------------------|---|
| Date | | Headline | Download |
| 2024/06/21 |  | Global Equity Ratings |  |
| 2024/06/14 |  | Global Equity Ratings |  |
| 2024/05/29 |  | Global Equity Ratings |  |
| 2024/04/26 |  | Global Equity Ratings |  |
| 2024/04/03 |  | Global Equity Ratings |  |