

# PROXIMUS S.A. FUTURE (BX7G) - EUX/C1

2024/04/30 18:39:02

**Price**  
**6.9276** EUR

**Difference**  **-0.23% (-0.02)**

### General attributes

Symbol	BX7GC1
Exchange	Eurex
Currency	EUR
Security type	Future
Underlying	PROXIMUS SA
Maturity	05-2024
Contract size	100

### Market data

Bid (Bid size)	- EUR (-)
Ask (Ask size)	- EUR (-)
Open	6.9276 EUR
High	6.9276 EUR
Low	6.9276 EUR
Close (prev. day)	6.9434 EUR
Underlying	PROXIMUS SA
Underlying price (date)	6.96 (24/05/03)
Settlement price (date)	6.97 (24/05/03)
Open Interest	0

### Performance and Risk

	6m	1Y	3Y
Perf (%)	-10.74%	-10.54%	-
Perf (abs.)	-0.83	-0.82	-
Beta	-	-	-
Volatility	24.09	23.05	-

### Futures and Options

Related Futures	-
Related Options	-







Information about previous performance does not guarantee future performance.  
Source: FactSet

### Price data

Ø price 5 days   Ø volume 5 days (pcs.)	6.9421 EUR (0)
Ø price 30 days   Ø volume 30 days (pcs.)	7.3156 EUR (0)
Ø price 100 days   Ø volume 100 days (pcs.)	8.1380 EUR (600)
Ø price 250 days   Ø volume 250 days (pcs.)	7.7247 EUR (560)
YTD High   date	9.3120 EUR (2024/01/17)
YTD Low   date	6.8162 EUR (2024/04/25)
52 Weeks High   date	9.3120 EUR (2024/01/17)
52 Weeks Low   date	6.4226 EUR (2023/08/08)

### Recent Research

on sector	on market		
Date		Headline	Download
2024/04/26		Global Equity Ratings	
2024/04/03		Global Equity Ratings	
2024/03/13		Global Equity Ratings	
2024/02/22		Global Equity Ratings	
2024/02/14		Global Equity Ratings	