

CA IMMOBILIEN ANLAGEN AG FUTURE (CAIG) - EUX/C13

2024/09/17 18:45:47

Price
26.6186 EURDifference  -2.58% (-0.71)

General attributes

Symbol	CAIGC13
Exchange	Eurex
Currency	EUR
Security type	Future
Underlying	CA IMMOBILIEN ANLAGEN AG
Maturity	09-2025
Contract size	100

Market data

Bid (Bid size)	- EUR (-)
Ask (Ask size)	- EUR (-)
Open	26.6186 EUR
High	26.6186 EUR
Low	26.6186 EUR
Close (prev. day)	27.3236 EUR
Underlying	CA IMMOBILIEN ANLAGEN AG
Underlying price (date)	25.62 (24/09/18)
Settlement price (date)	26.62 (24/09/17)
Open Interest	0

Performance and Risk

	6m	1Y	3Y
Perf (%)	-18.34%	-14.06%	-
Perf (abs.)	-5.98	-4.35	-
Beta	-	-	-
Volatility	31.38	24.97	-

Futures and Options

Related Futures	-
Related Options	-











5Y

Information about previous performance does not guarantee future performance.
Source: FactSet

Price data

Ø price 5 days Ø volume 5 days (pcs.)	27.8083 EUR (0)
Ø price 30 days Ø volume 30 days (pcs.)	30.9630 EUR (0)
Ø price 100 days Ø volume 100 days (pcs.)	30.9153 EUR (0)
Ø price 250 days Ø volume 250 days (pcs.)	31.3785 EUR (0)
YTD High date	33.6878 EUR (2024/08/28)
YTD Low date	26.6186 EUR (2024/09/17)
52 Weeks High date	33.8036 EUR (2023/11/03)
52 Weeks Low date	26.6186 EUR (2024/09/17)

Recent Research

on sector		on market	
Date		Headline	Download
2024/09/11		Global Equity Ratings	
2024/09/05		Global Equity Ratings	
2024/08/12		Global Equity Ratings	
2024/07/24		Global Equity Ratings	
2024/07/12		Global Equity Ratings	