

## CA IMMOBILIEN ANLAGEN AG FUTURE (CAIG) - EUX/C13

2024/08/15 18:47:48

Price  
**32.8848** EURDifference  0.75% (0.25)

## General attributes

Symbol	CAIGC13
Exchange	Eurex
Currency	EUR
Security type	Future
Underlying	CA IMMOBILIEN ANLAGEN AG
Maturity	12-2025
Contract size	100

## Market data

Bid (Bid size)	- EUR (-)
Ask (Ask size)	- EUR (-)
Open	32.8848 EUR
High	32.8848 EUR
Low	32.8848 EUR
Close (prev. day)	32.6394 EUR
Underlying	CA IMMOBILIEN ANLAGEN AG
Underlying price (date)	32.52 (24/08/16)
Settlement price (date)	33.21 (24/08/15)
Open Interest	0

## Performance and Risk

	6m	1Y	3Y
Perf (%)	+10.93%	+8.48%	-
Perf (abs.)	+3.24	+2.57	-
Beta	-	-	-
Volatility	23.08	20.22	-

## Futures and Options

Related Futures	-
Related Options	-











Information about previous performance does not guarantee future performance.  
Source: FactSet

## Price data

Ø price 5 days   Ø volume 5 days (pcs.)	32.5397 EUR (0)
Ø price 30 days   Ø volume 30 days (pcs.)	31.5140 EUR (0)
Ø price 100 days   Ø volume 100 days (pcs.)	31.3753 EUR (0)
Ø price 250 days   Ø volume 250 days (pcs.)	31.4345 EUR (0)
YTD High   date	33.4097 EUR (2024/03/18)
YTD Low   date	29.2514 EUR (2024/06/17)
52 Weeks High   date	33.8036 EUR (2023/11/03)
52 Weeks Low   date	29.1697 EUR (2023/11/21)

## Recent Research

on sector		on market	
Date		Headline	Download
2024/08/12		Global Equity Ratings	
2024/07/24		Global Equity Ratings	
2024/07/12		Global Equity Ratings	
2024/06/21		Global Equity Ratings	
2024/06/14		Global Equity Ratings	