

## CA IMMOBILIEN ANLAGEN AG FUTURE (CAIG) - EUX/C13

2024/07/26 18:35:02

Price  
**30.4311** EURDifference  -0.96% (-0.29)

## General attributes

Symbol	CAIGC13
Exchange	Eurex
Currency	EUR
Security type	Future
Underlying	CA IMMOBILIEN ANLAGEN AG
Maturity	08-2025
Contract size	100

## Market data

Bid (Bid size)	- EUR (-)
Ask (Ask size)	- EUR (-)
Open	30.4311 EUR
High	30.4311 EUR
Low	30.4311 EUR
Close (prev. day)	30.7249 EUR
Underlying	CA IMMOBILIEN ANLAGEN AG
Underlying price (date)	29.78 (24/07/26)
Settlement price (date)	30.43 (24/07/26)
Open Interest	0

## Performance and Risk

	6m	1Y	3Y
Perf (%)	-0.66%	+5.60%	-
Perf (abs.)	-0.20	+1.61	-
Beta	-	-	-
Volatility	22.87	19.82	-

## Futures and Options

Related Futures	-
Related Options	-












5Y

Information about previous performance does not guarantee future performance.  
Source: FactSet

## Price data

Ø price 5 days   Ø volume 5 days (pcs.)	30.9412 EUR (0)
Ø price 30 days   Ø volume 30 days (pcs.)	30.6803 EUR (0)
Ø price 100 days   Ø volume 100 days (pcs.)	31.4728 EUR (0)
Ø price 250 days   Ø volume 250 days (pcs.)	31.3351 EUR (0)
YTD High   date	33.4097 EUR (2024/03/18)
YTD Low   date	29.2514 EUR (2024/06/17)
52 Weeks High   date	33.8036 EUR (2023/11/03)
52 Weeks Low   date	29.1697 EUR (2023/11/21)

## Recent Research

on sector		on market	
Date		Headline	Download
2024/07/24		Global Equity Ratings	
2024/07/12		Global Equity Ratings	
2024/06/21		Global Equity Ratings	
2024/06/14		Global Equity Ratings	
2024/05/29		Global Equity Ratings	