

CA IMMOBILIEN ANLAGEN AG FUTURE (CAIG) - EUX/C13

2024/05/06 18:29:27

Price
30.7366 EUR

Difference  -2.38% (-0.75)

General attributes

Symbol	CAIGC13
Exchange	Eurex
Currency	EUR
Security type	Future
Underlying	CA IMMOBILIEN ANLAGEN AG
Maturity	05-2025
Contract size	100

Market data

Bid (Bid size)	- EUR (-)
Ask (Ask size)	- EUR (-)
Open	30.7366 EUR
High	30.7366 EUR
Low	30.7366 EUR
Close (prev. day)	31.4853 EUR
Underlying	CA IMMOBILIEN ANLAGEN AG
Underlying price (date)	29.72 (24/05/16)
Settlement price (date)	30.39 (24/05/15)
Open Interest	0

Performance and Risk

	6m	1Y	3Y
Perf (%)	-8.19%	+23.31%	-
Perf (abs.)	-2.74	+5.81	-
Beta	-	-	-
Volatility	19.20	17.39	-

Futures and Options

Related Futures	-
Related Options	-












Information about previous performance does not guarantee future performance.
Source: FactSet

Price data

Ø price 5 days Ø volume 5 days (pcs.)	30.8664 EUR (0)
Ø price 30 days Ø volume 30 days (pcs.)	31.6663 EUR (0)
Ø price 100 days Ø volume 100 days (pcs.)	31.4289 EUR (0)
Ø price 250 days Ø volume 250 days (pcs.)	30.3188 EUR (0)
YTD High date	33.4097 EUR (2024/03/18)
YTD Low date	29.6448 EUR (2024/02/15)
52 Weeks High date	33.8036 EUR (2023/11/03)
52 Weeks Low date	24.5309 EUR (2023/05/17)

Recent Research

on sector		on market	
Date		Headline	Download
2024/04/26		Global Equity Ratings	
2024/04/03		Global Equity Ratings	
2024/03/13		Global Equity Ratings	
2024/02/22		Global Equity Ratings	
2024/02/14		Global Equity Ratings	