

CA IMMOBILIEN ANLAGEN AG FUTURE (CAIG) - EUX/C13

2024/05/02 18:23:18

Price
30.963 EURDifference  1.20% (0.37)

General attributes

Symbol	CAIGC13
Exchange	Eurex
Currency	EUR
Security type	Future
Underlying	CA IMMOBILIEN ANLAGEN AG
Maturity	05-2025
Contract size	100

Market data

Bid (Bid size)	- EUR (-)
Ask (Ask size)	- EUR (-)
Open	30.963 EUR
High	30.963 EUR
Low	30.963 EUR
Close (prev. day)	30.5953 EUR
Underlying	CA IMMOBILIEN ANLAGEN AG
Underlying price (date)	30.86 (24/05/02)
Settlement price (date)	30.96 (24/05/02)
Open Interest	0

Performance and Risk

	6m	1Y	3Y
Perf (%)	-8.15%	+24.63%	-
Perf (abs.)	-2.75	+6.12	-
Beta	-	-	-
Volatility	18.77	17.21	-

Futures and Options

Related Futures	-
Related Options	-












Information about previous performance does not guarantee future performance.
Source: FactSet

Price data

Ø price 5 days Ø volume 5 days (pcs.)	30.670 EUR (0)
Ø price 30 days Ø volume 30 days (pcs.)	31.749 EUR (0)
Ø price 100 days Ø volume 100 days (pcs.)	31.435 EUR (0)
Ø price 250 days Ø volume 250 days (pcs.)	30.290 EUR (0)
YTD High date	33.410 EUR (2024/03/18)
YTD Low date	29.645 EUR (2024/02/15)
52 Weeks High date	33.804 EUR (2023/11/03)
52 Weeks Low date	24.531 EUR (2023/05/17)

Recent Research

on sector		on market	
Date		Headline	Download
2024/04/26		Global Equity Ratings	
2024/04/03		Global Equity Ratings	
2024/03/13		Global Equity Ratings	
2024/02/22		Global Equity Ratings	
2024/02/14		Global Equity Ratings	