

CELLNEX TELECOM S.A. FUTURE (CLNP) - EUX/C1

2024/05/06 18:29:28

Price
32.5889 EURDifference  -0.86% (-0.28)

General attributes

Symbol	CLNPC1
Exchange	Eurex
Currency	EUR
Security type	Future
Underlying	CELLNEX TELECOM SA
Maturity	06-2024
Contract size	100

Market data

Bid (Bid size)	- EUR (-)
Ask (Ask size)	- EUR (-)
Open	32.5889 EUR
High	32.5889 EUR
Low	32.5889 EUR
Close (prev. day)	32.8701 EUR
Underlying	CELLNEX TELECOM SA
Underlying price (date)	33.07 (24/06/12)
Settlement price (date)	33.09 (24/06/12)
Open Interest	0

Performance and Risk

	6m	1Y	3Y
Perf (%)	+9.37%	-14.90%	-
Perf (abs.)	+2.79	-5.71	-
Beta	-	-	-
Volatility	25.96	25.56	-

Futures and Options

Related Futures	-
Related Options	-

5Y












Information about previous performance does not guarantee future performance.
Source: FactSet

Price data

Ø price 5 days Ø volume 5 days (pcs.)	32.0636 EUR (0)
Ø price 30 days Ø volume 30 days (pcs.)	31.4524 EUR (0)
Ø price 100 days Ø volume 100 days (pcs.)	33.5719 EUR (0)
Ø price 250 days Ø volume 250 days (pcs.)	34.1753 EUR (0)
YTD High date	35.8475 EUR (2024/01/12)
YTD Low date	29.6198 EUR (2024/04/16)
52 Weeks High date	38.5853 EUR (2023/05/22)
52 Weeks Low date	26.3233 EUR (2023/10/26)

Recent Research

on sector		on market	
Date		Headline	Download
2024/05/29		Global Equity Ratings	
2024/04/26		Global Equity Ratings	
2024/04/03		Global Equity Ratings	
2024/03/13		Global Equity Ratings	
2024/02/22		Global Equity Ratings	