

DANONE S.A. FUTURE (BSNH) - EUX/C1

2024/04/30 18:39:02

Price
56.9446 EURDifference  -0.01% (-0.01)

General attributes

| | |
|---------------|-------------|
| Symbol | BSNHC1 |
| Exchange | Eurex |
| Currency | EUR |
| Security type | Future |
| Underlying | DANONE S.A. |
| Maturity | 05-2024 |
| Contract size | 100 |

Market data

| | |
|-------------------------|------------------|
| Bid (Bid size) | - EUR (-) |
| Ask (Ask size) | - EUR (-) |
| Open | 56.9446 EUR |
| High | 56.9446 EUR |
| Low | 56.9446 EUR |
| Close (prev. day) | 56.9518 EUR |
| Underlying | DANONE S.A. |
| Underlying price (date) | 59.72 (24/05/13) |
| Settlement price (date) | 59.55 (24/05/10) |
| Open Interest | 0 |

Performance and Risk

| | 6m | 1Y | 3Y |
|-------------|--------|--------|----|
| Perf (%) | +2.03% | -2.41% | - |
| Perf (abs.) | +1.13 | -1.41 | - |
| Beta | - | - | - |
| Volatility | 11.18 | 13.14 | - |

Futures and Options

| | |
|-----------------|---|
| Related Futures | - |
| Related Options | - |

5Y













Information about previous performance does not guarantee future performance.
Source: FactSet

Price data

| | |
|---|--------------------------|
| Ø price 5 days Ø volume 5 days (pcs.) | 57.2424 EUR (0) |
| Ø price 30 days Ø volume 30 days (pcs.) | 58.4821 EUR (0) |
| Ø price 100 days Ø volume 100 days (pcs.) | 59.7657 EUR (119) |
| Ø price 250 days Ø volume 250 days (pcs.) | 57.1823 EUR (258) |
| YTD High date | 62.3610 EUR (2024/01/29) |
| YTD Low date | 56.6104 EUR (2024/04/26) |
| 52 Weeks High date | 62.3610 EUR (2024/01/29) |
| 52 Weeks Low date | 51.3893 EUR (2023/10/06) |

Recent Research

| on underlying | on sector | on market | |
|---------------|---|-----------------------|---|
| Date | | Headline | Download |
| 2024/04/26 |  | Global Equity Ratings |  |
| 2024/04/03 |  | Global Equity Ratings |  |
| 2024/03/13 |  | Global Equity Ratings |  |
| 2024/02/22 |  | Global Equity Ratings |  |
| 2024/02/14 |  | Global Equity Ratings |  |