

CA IMMOBILIEN ANLAGEN AG FUTURE (CAIG) - EUX/C10

2024/05/06 18:29:27

Price
31.0412 EURDifference  -2.26% (-0.72)

General attributes

Symbol	CAIGC10
Exchange	Eurex
Currency	EUR
Security type	Future
Underlying	CA IMMOBILIEN ANLAGEN AG
Maturity	02-2025
Contract size	100

Market data

Bid (Bid size)	- EUR (-)
Ask (Ask size)	- EUR (-)
Open	31.0412 EUR
High	31.0412 EUR
Low	31.0412 EUR
Close (prev. day)	31.7586 EUR
Underlying	CA IMMOBILIEN ANLAGEN AG
Underlying price (date)	29.76 (24/05/16)
Settlement price (date)	30.69 (24/05/15)
Open Interest	0

Performance and Risk

	6m	1Y	3Y
Perf (%)	+0.10%	+17.82%	-
Perf (abs.)	+0.03	+4.67	-
Beta	-	-	-
Volatility	18.28	16.53	-

Futures and Options

Related Futures	-
Related Options	-












Information about previous performance does not guarantee future performance.
Source: FactSet

Price data

Ø price 5 days Ø volume 5 days (pcs.)	30.8084 EUR (0)
Ø price 30 days Ø volume 30 days (pcs.)	31.7256 EUR (0)
Ø price 100 days Ø volume 100 days (pcs.)	31.2398 EUR (0)
Ø price 250 days Ø volume 250 days (pcs.)	30.1616 EUR (0)
YTD High date	33.0732 EUR (2024/03/27)
YTD Low date	29.4121 EUR (2024/02/15)
52 Weeks High date	33.5158 EUR (2023/11/03)
52 Weeks Low date	25.0977 EUR (2023/05/17)

Recent Research

on sector		on market	
Date		Headline	Download
2024/04/26		Global Equity Ratings	
2024/04/03		Global Equity Ratings	
2024/03/13		Global Equity Ratings	
2024/02/22		Global Equity Ratings	
2024/02/14		Global Equity Ratings	