

CARGOTEC CORP. FUTURE (C1CG) - EUX/C12

2024/08/15 18:47:48

Price
45.239 EUR

Difference  0.81% (0.36)

General attributes

Symbol	C1CGC12
Exchange	Eurex
Currency	EUR
Security type	Future
Underlying	CARGOTEC OYJ
Maturity	08-2025
Contract size	100

Market data

Bid (Bid size)	- EUR (-)
Ask (Ask size)	- EUR (-)
Open	45.239 EUR
High	45.239 EUR
Low	45.239 EUR
Close (prev. day)	44.8762 EUR
Underlying	CARGOTEC OYJ
Underlying price (date)	46.00 (24/08/16)
Settlement price (date)	45.33 (24/08/15)
Open Interest	0

Performance and Risk

	6m	1Y	3Y
Perf (%)	-26.84%	+5.15%	-
Perf (abs.)	-16.59	+2.21	-
Beta	-	-	-
Volatility	119.18	77.03	-

Futures and Options

Related Futures	-
Related Options	-

5Y










Information about previous performance does not guarantee future performance.
Source: FactSet

Price data

Ø price 5 days Ø volume 5 days (pcs.)	44.980 EUR (0)
Ø price 30 days Ø volume 30 days (pcs.)	43.922 EUR (0)
Ø price 100 days Ø volume 100 days (pcs.)	55.394 EUR (0)
Ø price 250 days Ø volume 250 days (pcs.)	50.625 EUR (0)
YTD High date	79.783 EUR (2024/06/18)
YTD Low date	41.285 EUR (2024/08/06)
52 Weeks High date	79.783 EUR (2024/06/18)
52 Weeks Low date	35.735 EUR (2023/10/26)

Recent Research

on sector		on market	
Date		Headline	Download
2024/08/12		Global Equity Ratings	
2024/07/24		Global Equity Ratings	
2024/07/12		Global Equity Ratings	
2024/06/21		Global Equity Ratings	
2024/06/14		Global Equity Ratings	