

BP PLC FUTURE (BPF) - EUX/C12

2024/05/06 13:15:37

Price
512.6488 GBPDifference  0.00% (0.00)

General attributes

Symbol	BPFC12
Exchange	Eurex
Currency	GBP
Security type	Future
Underlying	BP PLC
Maturity	05-2025
Contract size	1,000

Market data

Bid (Bid size)	- GBP (-)
Ask (Ask size)	- GBP (-)
Open	512.6488 GBP
High	512.6488 GBP
Low	512.6488 GBP
Close (prev. day)	512.6488 GBP
Underlying	BP PLC
Underlying price (date)	491.30 (24/05/17)
Settlement price (date)	491.53 (24/05/17)
Open Interest	0

Performance and Risk

	6m	1Y	3Y
Perf (%)	+3.97%	+3.84%	-
Perf (abs.)	+19.58	+18.95	-
Beta	-	-	-
Volatility	19.67	21.50	-

Futures and Options

Related Futures	-
Related Options	-

5Y












Information about previous performance does not guarantee future performance.
Source: FactSet

Price data

Ø price 5 days Ø volume 5 days (pcs.)	518.8921 GBP (0)
Ø price 30 days Ø volume 30 days (pcs.)	516.1768 GBP (0)
Ø price 100 days Ø volume 100 days (pcs.)	481.3447 GBP (0)
Ø price 250 days Ø volume 250 days (pcs.)	488.5134 GBP (0)
YTD High date	542.4604 GBP (2024/04/12)
YTD Low date	440.9917 GBP (2024/01/18)
52 Weeks High date	563.4424 GBP (2023/10/18)
52 Weeks Low date	440.9917 GBP (2024/01/18)

Recent Research

on underlying		on sector	
Date		Headline	Download
2024/04/26		Global Equity Ratings	
2024/04/03		Global Equity Ratings	
2024/03/13		Global Equity Ratings	
2024/02/22		Global Equity Ratings	
2024/02/14		Global Equity Ratings	