

BP PLC FUTURE (BPF) - EUX/C12

2024/04/30 18:39:02

Price
523.7226 GBP

Difference  -0.56% (-2.94)

General attributes

Symbol	BPFC12
Exchange	Eurex
Currency	GBP
Security type	Future
Underlying	BP PLC
Maturity	04-2025
Contract size	1,000

Market data

Bid (Bid size)	- GBP (-)
Ask (Ask size)	- GBP (-)
Open	523.7226 GBP
High	523.7226 GBP
Low	523.7226 GBP
Close (prev. day)	526.6594 GBP
Underlying	BP PLC
Underlying price (date)	516.90 (24/05/02)
Settlement price (date)	523.72 (24/04/30)
Open Interest	0

Performance and Risk

	6m	1Y	3Y
Perf (%)	-1.35%	-2.76%	-
Perf (abs.)	-7.15	-14.88	-
Beta	-	-	-
Volatility	20.09	21.83	-

Futures and Options

Related Futures	-
Related Options	-












5Y

Information about previous performance does not guarantee future performance.
 Source: FactSet

Price data

Ø price 5 days Ø volume 5 days (pcs.)	527.7156 GBP (0)
Ø price 30 days Ø volume 30 days (pcs.)	514.2828 GBP (0)
Ø price 100 days Ø volume 100 days (pcs.)	479.8262 GBP (0)
Ø price 250 days Ø volume 250 days (pcs.)	488.1783 GBP (0)
YTD High date	542.4604 GBP (2024/04/12)
YTD Low date	440.9917 GBP (2024/01/18)
52 Weeks High date	563.4424 GBP (2023/10/18)
52 Weeks Low date	440.9917 GBP (2024/01/18)

Recent Research

on underlying		on sector	
Date		Headline	Download
2024/04/26		Global Equity Ratings	
2024/04/03		Global Equity Ratings	
2024/03/13		Global Equity Ratings	
2024/02/22		Global Equity Ratings	
2024/02/14		Global Equity Ratings	