

BP PLC FUTURE (BPF) - EUX/C11

2024/04/30 18:39:02

Price
521.8313 GBPDifference  -0.56% (-2.96)

General attributes

Symbol	BPFC11
Exchange	Eurex
Currency	GBP
Security type	Future
Underlying	BP PLC
Maturity	03-2025
Contract size	1,000

Market data

Bid (Bid size)	- GBP (-)
Ask (Ask size)	- GBP (-)
Open	521.8313 GBP
High	521.8313 GBP
Low	521.8313 GBP
Close (prev. day)	524.7921 GBP
Underlying	BP PLC
Underlying price (date)	513.60 (24/05/02)
Settlement price (date)	521.83 (24/04/30)
Open Interest	0

Performance and Risk

	6m	1Y	3Y
Perf (%)	-1.31%	-2.64%	-
Perf (abs.)	-6.92	-14.16	-
Beta	-	-	-
Volatility	19.89	21.76	-

Futures and Options

Related Futures	-
Related Options	-











5Y

Information about previous performance does not guarantee future performance.
Source: FactSet

Price data

Ø price 5 days Ø volume 5 days (pcs.)	525.8326 GBP (0)
Ø price 30 days Ø volume 30 days (pcs.)	512.4799 GBP (0)
Ø price 100 days Ø volume 100 days (pcs.)	479.7496 GBP (0)
Ø price 250 days Ø volume 250 days (pcs.)	487.8343 GBP (0)
YTD High date	540.4903 GBP (2024/04/12)
YTD Low date	439.1312 GBP (2024/01/18)
52 Weeks High date	560.4630 GBP (2023/10/18)
52 Weeks Low date	439.1312 GBP (2024/01/18)

Recent Research

on underlying		on sector	
Date		Headline	Download
2024/04/26		Global Equity Ratings	
2024/04/03		Global Equity Ratings	
2024/03/13		Global Equity Ratings	
2024/02/22		Global Equity Ratings	
2024/02/14		Global Equity Ratings	