

BOUYGUES S.A. FUTURE (BYGG) - EUX/C12

2024/07/16 18:50:02

Price
31.6444 EURDifference  0.25% (0.08)

General attributes

Symbol	BYGGC12
Exchange	Eurex
Currency	EUR
Security type	Future
Underlying	BOUYGUES S.A.
Maturity	06-2025
Contract size	100

Market data

Bid (Bid size)	- EUR (-)
Ask (Ask size)	- EUR (-)
Open	31.6444 EUR
High	31.6444 EUR
Low	31.6444 EUR
Close (prev. day)	31.5647 EUR
Underlying	BOUYGUES S.A.
Underlying price (date)	32.23 (24/07/16)
Settlement price (date)	31.64 (24/07/16)
Open Interest	0

Performance and Risk

	6m	1Y	3Y
Perf (%)	-9.74%	+4.62%	-
Perf (abs.)	-3.40	+1.39	-
Beta	-	-	-
Volatility	38.40	27.77	-

Futures and Options

Related Futures	-
Related Options	-

5Y











Information about previous performance does not guarantee future performance.
Source: FactSet

Price data

Ø price 5 days Ø volume 5 days (pcs.)	31.2344 EUR (0)
Ø price 30 days Ø volume 30 days (pcs.)	30.9533 EUR (0)
Ø price 100 days Ø volume 100 days (pcs.)	35.1429 EUR (0)
Ø price 250 days Ø volume 250 days (pcs.)	33.6452 EUR (0)
YTD High date	37.6967 EUR (2024/03/21)
YTD Low date	30.3574 EUR (2024/06/19)
52 Weeks High date	37.6967 EUR (2024/03/21)
52 Weeks Low date	30.1848 EUR (2023/07/17)

Recent Research

on sector		on market	
Date		Headline	Download
2024/07/12		Global Equity Ratings	
2024/06/21		Global Equity Ratings	
2024/06/14		Global Equity Ratings	
2024/05/29		Global Equity Ratings	
2024/04/26		Global Equity Ratings	