

# BRENNTAG SE FUTURE (BNRG) - EUX/C1

2024/07/16 18:50:00

Price  
**63.6811** EUR

Difference  0.56% (0.35)

### General attributes

Symbol	BNRGC1
Exchange	Eurex
Currency	EUR
Security type	Future
Underlying	BRENNTAG SE
Maturity	07-2024
Contract size	100

### Market data

Bid (Bid size)	- EUR (-)
Ask (Ask size)	- EUR (-)
Open	63.6811 EUR
High	63.6811 EUR
Low	63.6811 EUR
Close (prev. day)	63.328 EUR
Underlying	BRENNTAG SE
Underlying price (date)	64.60 (24/07/17)
Settlement price (date)	63.68 (24/07/16)
Open Interest	0

### Performance and Risk

	6m	1Y	3Y
Perf (%)	-21.77%	-8.06%	-
Perf (abs.)	-17.73	-5.59	-
Beta	-	-	-
Volatility	33.75	24.68	-

### Futures and Options

Related Futures	-
Related Options	-

5Y











Information about previous performance does not guarantee future performance.  
Source: FactSet

### Price data

Ø price 5 days   Ø volume 5 days (pcs.)	63.6595 EUR (0)
Ø price 30 days   Ø volume 30 days (pcs.)	64.2288 EUR (100)
Ø price 100 days   Ø volume 100 days (pcs.)	76.5103 EUR (32)
Ø price 250 days   Ø volume 250 days (pcs.)	75.9990 EUR (17)
YTD High   date	85.9899 EUR (2024/03/01)
YTD Low   date	63.3280 EUR (2024/07/15)
52 Weeks High   date	85.9899 EUR (2024/03/01)
52 Weeks Low   date	63.3280 EUR (2024/07/15)

### Recent Research

on sector	on market	Date	Headline	Download
		2024/07/12	Global Equity Ratings 	
		2024/06/21	Global Equity Ratings 	
		2024/06/14	Global Equity Ratings 	
		2024/05/29	Global Equity Ratings 	
		2024/04/26	Global Equity Ratings 