

BNP PARIBAS S.A. FUTURE (BNPH) - EUX/C11

2024/08/15 18:47:45

Price
57.9973 EURDifference  1.29% (0.74)

General attributes

Symbol	BNPHC11
Exchange	Eurex
Currency	EUR
Security type	Future
Underlying	BNP PARIBAS S.A.
Maturity	07-2025
Contract size	100

Market data

Bid (Bid size)	- EUR (-)
Ask (Ask size)	- EUR (-)
Open	57.9973 EUR
High	57.9973 EUR
Low	57.9973 EUR
Close (prev. day)	57.2607 EUR
Underlying	BNP PARIBAS S.A.
Underlying price (date)	60.87 (24/08/16)
Settlement price (date)	58.12 (24/08/15)
Open Interest	0

Performance and Risk

	6m	1Y	3Y
Perf (%)	+12.05%	+1.90%	-
Perf (abs.)	+6.24	+1.08	-
Beta	-	-	-
Volatility	27.99	25.79	-

Futures and Options

Related Futures	-
Related Options	-

5Y












Information about previous performance does not guarantee future performance.
Source: FactSet

Price data

Ø price 5 days Ø volume 5 days (pcs.)	57.1125 EUR (0)
Ø price 30 days Ø volume 30 days (pcs.)	60.6111 EUR (0)
Ø price 100 days Ø volume 100 days (pcs.)	62.4787 EUR (0)
Ø price 250 days Ø volume 250 days (pcs.)	58.3273 EUR (0)
YTD High date	66.4646 EUR (2024/04/25)
YTD Low date	50.9193 EUR (2024/02/09)
52 Weeks High date	66.4646 EUR (2024/04/25)
52 Weeks Low date	50.9193 EUR (2024/02/09)

Recent Research

on underlying	on sector	on market	
Date		Headline	Download
2024/08/12		Global Equity Ratings	
2024/07/24		Global Equity Ratings	
2024/07/12		Global Equity Ratings	
2024/06/21		Global Equity Ratings	
2024/06/14		Global Equity Ratings	