

CATERPILLAR INC. FUTURE (CATF) - EUX/C10

2024/07/16 18:50:03

Price
366.2493 USD

Difference  3.09% (10.96)

General attributes

Symbol	CATFC10
Exchange	Eurex
Currency	USD
Security type	Future
Underlying	CATERPILLAR INC
Maturity	04-2025
Contract size	100

Market data

Bid (Bid size)	- USD (-)
Ask (Ask size)	- USD (-)
Open	366.2493 USD
High	366.2493 USD
Low	366.2493 USD
Close (prev. day)	355.2874 USD
Underlying	CATERPILLAR INC
Underlying price (date)	360.58 (24/07/16)
Settlement price (date)	366.25 (24/07/16)
Open Interest	0

Performance and Risk

	6m	1Y	3Y
Perf (%)	+23.69%	+40.64%	-
Perf (abs.)	+70.14	+105.83	-
Beta	-	-	-
Volatility	28.48	27.68	-

Futures and Options

Related Futures	-
Related Options	-










Information about previous performance does not guarantee future performance.
Source: FactSet

Price data

Ø price 5 days Ø volume 5 days (pcs.)	355.7383 USD (0)
Ø price 30 days Ø volume 30 days (pcs.)	342.5386 USD (0)
Ø price 100 days Ø volume 100 days (pcs.)	360.4071 USD (0)
Ø price 250 days Ø volume 250 days (pcs.)	304.4936 USD (0)
YTD High date	392.1792 USD (2024/04/04)
YTD Low date	287.3096 USD (2024/01/17)
52 Weeks High date	392.1792 USD (2024/04/04)
52 Weeks Low date	234.0251 USD (2023/11/01)

Recent Research

on underlying	on sector	on market	
Date		Headline	Download
2024/07/12		Global Equity Ratings	
2024/06/21		Global Equity Ratings	
2024/06/14		Global Equity Ratings	
2024/05/29		Global Equity Ratings	
2024/04/26		Global Equity Ratings	