

BRISTOL-MYERS SQUIBB CO. FUTURE (BMYF) - EUX/C11

2024/09/17 18:45:46

Price
48.9966 USDDifference  -0.33% (-0.16)

General attributes

Symbol	BMYFC11
Exchange	Eurex
Currency	USD
Security type	Future
Underlying	BRISTOL-MYERS SQUIBB CO.
Maturity	07-2025
Contract size	100

Market data

Bid (Bid size)	- USD (-)
Ask (Ask size)	- USD (-)
Open	48.9966 USD
High	48.9966 USD
Low	48.9966 USD
Close (prev. day)	49.1569 USD
Underlying	BRISTOL-MYERS SQUIBB CO.
Underlying price (date)	49.245 (24/09/18)
Settlement price (date)	49.00 (24/09/17)
Open Interest	0

Performance and Risk

	6m	1Y	3Y
Perf (%)	-6.98%	-18.03%	-
Perf (abs.)	-3.68	-10.78	-
Beta	-	-	-
Volatility	37.06	29.86	-

Futures and Options

Related Futures	-
Related Options	-











5Y

Information about previous performance does not guarantee future performance.
Source: FactSet

Price data

Ø price 5 days Ø volume 5 days (pcs.)	48.4462 USD (0)
Ø price 30 days Ø volume 30 days (pcs.)	48.4793 USD (0)
Ø price 100 days Ø volume 100 days (pcs.)	46.4881 USD (0)
Ø price 250 days Ø volume 250 days (pcs.)	50.4466 USD (0)
YTD High date	54.2996 USD (2024/03/11)
YTD Low date	40.0613 USD (2024/06/18)
52 Weeks High date	59.7673 USD (2023/09/20)
52 Weeks Low date	40.0613 USD (2024/06/18)

Recent Research

on underlying	on sector	on market		
Date			Headline	Download
2024/09/11			Global Equity Ratings	
2024/09/05			Global Equity Ratings	
2024/08/12			Global Equity Ratings	
2024/07/24			Global Equity Ratings	
2024/07/12			Global Equity Ratings	