

BRISTOL-MYERS SQUIBB CO. FUTURE (BMYF) - EUX/C11

2024/04/26 18:30:57

Price
45.7672 USDDifference  0.82% (0.37)

General attributes

Symbol	BMYFC11
Exchange	Eurex
Currency	USD
Security type	Future
Underlying	BRISTOL-MYERS SQUIBB CO.
Maturity	03-2025
Contract size	100

Market data

Bid (Bid size)	- USD (-)
Ask (Ask size)	- USD (-)
Open	45.7672 USD
High	45.7672 USD
Low	45.7672 USD
Close (prev. day)	45.3956 USD
Underlying	BRISTOL-MYERS SQUIBB CO.
Underlying price (date)	44.85 (24/04/26)
Settlement price (date)	45.77 (24/04/26)
Open Interest	0

Performance and Risk

	6m	1Y	3Y
Perf (%)	-16.90%	-33.86%	-
Perf (abs.)	-9.31	-23.43	-
Beta	-	-	-
Volatility	25.66	22.67	-

Futures and Options

Related Futures	-
Related Options	-

5Y












Information about previous performance does not guarantee future performance.
Source: FactSet

Price data

Ø price 5 days Ø volume 5 days (pcs.)	48.0475 USD (0)
Ø price 30 days Ø volume 30 days (pcs.)	50.8580 USD (0)
Ø price 100 days Ø volume 100 days (pcs.)	50.9049 USD (0)
Ø price 250 days Ø volume 250 days (pcs.)	56.9506 USD (0)
YTD High date	54.2996 USD (2024/03/11)
YTD Low date	45.3956 USD (2024/04/25)
52 Weeks High date	69.9555 USD (2023/05/08)
52 Weeks Low date	45.3956 USD (2024/04/25)

Recent Research

on underlying	on sector	on market	
Date		Headline	Download
2024/04/26		Global Equity Ratings	
2024/04/03		Global Equity Ratings	
2024/03/13		Global Equity Ratings	
2024/02/22		Global Equity Ratings	
2024/02/14		Global Equity Ratings	