

# BRENNTAG SE FUTURE (BNRG) - EUX/C12

2024/09/13 18:34:59

Price  
**65.279** EUR

Difference  0.82% (0.53)

### General attributes

Symbol	BNRGC12
Exchange	Eurex
Currency	EUR
Security type	Future
Underlying	BRENNTAG SE
Maturity	08-2025
Contract size	100

### Market data

Bid (Bid size)	- EUR (-)
Ask (Ask size)	- EUR (-)
Open	65.279 EUR
High	65.279 EUR
Low	65.279 EUR
Close (prev. day)	64.7476 EUR
Underlying	BRENNTAG SE
Underlying price (date)	64.88 (24/09/13)
Settlement price (date)	65.28 (24/09/13)
Open Interest	0

### Performance and Risk

	6m	1Y	3Y
Perf (%)	-18.22%	-13.75%	-
Perf (abs.)	-14.54	-10.40	-
Beta	-	-	-
Volatility	29.48	24.09	-

### Futures and Options

Related Futures	-
Related Options	-

5Y












Information about previous performance does not guarantee future performance.  
Source: FactSet

### Price data

Ø price 5 days   Ø volume 5 days (pcs.)	64.798 EUR (0)
Ø price 30 days   Ø volume 30 days (pcs.)	65.410 EUR (0)
Ø price 100 days   Ø volume 100 days (pcs.)	66.796 EUR (0)
Ø price 250 days   Ø volume 250 days (pcs.)	75.522 EUR (0)
YTD High   date	87.478 EUR (2024/03/01)
YTD Low   date	63.602 EUR (2024/08/14)
52 Weeks High   date	87.478 EUR (2024/03/01)
52 Weeks Low   date	63.602 EUR (2024/08/14)

### Recent Research

on sector		on market	
Date		Headline	Download
2024/09/11		Global Equity Ratings	
2024/09/05		Global Equity Ratings	
2024/08/12		Global Equity Ratings	
2024/07/24		Global Equity Ratings	
2024/07/12		Global Equity Ratings	